

The Drinking Bowl.



**SUEVIA**

1923-2023



Catalogue 2023





# SUEVIA

1923 - 2023

## 100 years of experience and quality!

Dear Ladies and Gentlemen,

we are pleased to present you our 100th anniversary catalog. For a century, our company has stood for quality, innovation and success. During this time we have continuously developed and today we are proud to be a leading supplier in our industry. In this catalog, we would like to give you an insight into our history, show how we have developed over the years and how we are preparing for the future. You will learn about the products we offer, the projects we have realized and our goals for the future.

We would like to take this opportunity to thank our customers, employees and partners who have accompanied and supported us throughout the years. Without you our success would not have been possible!

We hope that our catalog will provide you with interesting insights into our company and that we can inspire you with enthusiasm for our products and services.

With best regards  
Your Haiges Family



# Our chronicle

Our company is located in Kirchheim am Neckar, which lies in the heart of Swabia. On old maps, this region is recorded as SUEVIA, the land of the Swabians. This is the origin of our company and brand name SUEVIA. The region is known worldwide for its imaginative inventors and first-class products. We are committed to this tradition and continue it in our own company!

**IN JEDEN STALL**

das  
langjährig  
bewährte

**„SUEVIA“**

**Selbst-Tränkebecken**

**SEINE VORTEILE:**

Moment-Abstellvorrichtung	Absolut zuverlässig
Regulierbar	Einfache Montage
Geräuschloser Deckel	Geringer Preis
Wellenbrecher	Kräftige Bauart

**Chr. Haiges, Bönningheim (Württ.)**  
Apparatebau

## 1923

Foundation in Bönningheim in the street Müllerhöhstraße.  
(Picture probably from 1938, as there has been no Beetle before!)



**SUEVIA** die beliebten Tränkebecken  
sind nach Jahrzehnten noch Ihre besten Helfer!

**SUEVIA TRUMPF, Modell Nr. 7**  
das beliebteste Tränkebecken mit dem kräftigen Besatz, Gehäuse, emailliert, mit Wellenbrecher, Messingventil und Abstellvorrichtung, einflügeliges Deckeldeckel mit Abmessung 100x100 mm, Wasserdruck ca. 200 mm, Gewicht 13 kg; Befestigungsbolzen 200 mm, Wasserdruck ca. 200 mm.

**SUEVIA Modell Nr. 3**  
das beste Tränkebecken mit dem kräftigen Besatz, Gehäuse, emailliert, Messingventil und Abstellvorrichtung, einflügeliges Deckeldeckel mit Abmessung 100x100 mm, Wasserdruck ca. 200 mm, Gewicht 13 kg; Befestigungsbolzen 200 mm, Wasserdruck ca. 200 mm.

**SUEVIA Modell Nr. 6**  
das passgenaue und gute Tränkebecken mit dem kräftigen Besatz, Gehäuse, emailliert, Messingventil und Abstellvorrichtung, einflügeliges Deckeldeckel mit Abmessung 100x100 mm, Wasserdruck ca. 200 mm, Gewicht 9 kg; Befestigungsbolzen 200 mm, Wasserdruck ca. 200 mm.

**SUEVIA Modell Nr. 5**  
das klassische Tränkebecken ohne Deckel, aber trotzdem vollständig geschlossen, Gehäuse, emailliert, Messingventil und Abstellvorrichtung, einflügeliges Deckeldeckel mit Abmessung 100x100 mm, Wasserdruck ca. 200 mm, Gewicht 13 kg; Befestigungsbolzen 200 mm, Wasserdruck ca. 200 mm.

**SUEVIA Modell Nr. 8**  
das praktische Tränkebecken mit dem Abstellventil 80°, und dem regulierbaren Wasserstellen, Messingventil und Abstellvorrichtung, einflügeliges Deckeldeckel mit Abmessung 100x100 mm, Wasserdruck ca. 200 mm, Gewicht 13 kg; Befestigungsbolzen 200 mm, Wasserdruck ca. 200 mm.

Zu jeder Zeit, jahres, jahrein, geben **SUEVIA** - Tränkebecken Ihren Tieren frisches, klares Wasser und arbeiten immer unermüdet!

Zögern Sie also nicht und sparen Sie nicht am falschen Platz! Sparen Sie aber richtig, d.h. sichern Sie Ihren wertvollen Viehbestand und erhöhen Sie die Rentabilität Ihres Betriebes durch die **SUEVIA** - Selbsttränkeanlage.

## 1938



Founder: Christian Haiges

**Suevia**  
PATENT

**TRANKEBECKEN**

KIPPBAR

**„Suevia“**  
DAS ÜBERLEGENE TRANKEBECKEN

Spart Arbeit u. Zeit und erhöht das Milchgeld!



Mod. 7



aus Steinzeug



Mod. 8

Already at those times the legendary Mod. 8 has been produced.




## 1952



2nd generation:  
Adolf Haiges



Frank Haiges with his cousin Inge in front of the new foundry building in Kirchheim am Neckar



## 1957

The new plant is developing. The plant has now moved completely. The site was at that time far outside the village.



As there were no powerful trucks at that time, the location of the foundry near the railway station was of a great importance. This enabled the transportation of raw materials to the foundry and the shipment of drinking bowls by railway.



DLG Exhibition, Cologne



Mod. 91



Mod. 92



Mod. 55 HACO



Mod. 25



Mod. 19





frostfreies heizbares Tränkebecken

The first heatable drinking bowl was developed, still with a light bulb as heater, the Mod. 41.

## 1960

**SUEVIA** - HACO MODELL 41 UND 42

Die frostsicheren HEIZBAREN TRÄNKBECKEN immer einsatzbereit auch bei stärksten Außentemperaturen

mit elektrischer Heizung oder mit Wasserablauf



Other products are being developed. In addition to drinkers, feeders and manure scraper systems, the product range also includes windows, machine vices and chip conveyors.

## 1970



Exhibition in Cologne

Further improved drinking bowls come on the market and meet with great approval. The brand name SUEVIA, chosen by the founder, has become a symbol of reliability, quality and economy in agriculture. The competitor RICO SAS in Reims, France was acquired in 1978.



Mod. 500

## 1980



Mod. 25R

The construction of the first free stalls replaced the previously common tethering system. At the same time, significant progress was made in the manufacturing of drinking bowls, as it was now possible to produce larger stainless steel drinkers. Automatic feeders were introduced as a complement to the established drinking troughs in the pig sector. The first CNC machines, such as punching and turning machines, contributed to the further automation of production.



Mod. 115



Brewfeeder




Machine Vice



Mod. 560



Feedmat




Proficow





## 2003

The company is constantly expanding. New production techniques always follow, such as rotational moulding for pasture troughs or stainless steel sheet processing for tip-over troughs and quick drainage troughs.



## 2023

**family-run  
in the 4th generation**



**180 employees**  
16 apprentices

**29.000 m<sup>2</sup> of area**

**760 kWp photovoltaic system**  
2.319 modules cover 1/3 of our needs



Kirchheim  
am Neckar

### **nearly 100% in-house manufacturing**

- cast iron foundry
- enamelling plant
- plastic coating
- plastic injection moulding
- plastic rotomoulding
- turning shop
- CNC milling
- steel construction
- stainless steel sheet processing

### **automation**

numerous robots make our production very efficient with CNC machines, production is fully automated.



### **logistics**

worldwide export  
more than 3.400 pallet spaces





## 10 Drinking Bowls for Calves, Horses




## 14 Drinking Bowls for Cattle, Horses



## 20 Heated and Frost-Protected Drinkers



## 38 Drinking Bowls for Free Stalls



## 66 Pasture Troughs and Drinkers



## 74 Float Valves



## 76 Accessories



## 80 Calf Huts



## 86 Cow Brushes



## 90 Drinking Bowls for Sheep and Goats



## 98 Drinking Bowls for Pigs



## 128 Thermo Trough for Horses



### Symbols explanation:



suitable for installation into a water circuit

PG 2

Price group 2  
Special conditions  
are valid

### Geeignet für:



Cattle,  
Dairy Cows



Calves



Horses



Sheep



Goats



Geese



Pigs



Piglets



Dogs





## DRINKING BOWLS FOR CATTLE

### Drinking Bowls for Cattle and Horses

The following gives you an insight into the SUEVIA drinking bowl program for cattle.

In this category you will find drinking bowls made of high-quality cast iron, stainless steel, plastic or polyethylene. For free stalls we can offer you a large range of heated or frost-protected drinking bowls. For dairy cows you can choose between compact high-capacity valve trough drinkers or large voluminous troughs. For pasture animals we also offer you a wide range of systems.

The basis for the design and development of our drinking bowls is our long-standing experience and close cooperation with farming and agricultural research experts.

Our cast iron drinking bowls are coated with a high-quality enamel finish, which provides an excellent and hygienic surface protection for years.

We place extreme importance in the choice of high-quality stainless sheet steel for our products.

Our polyethylene products are of course made of a premium quality UV-resistant material. The specific material characteristics are tuned to the particular type of drinker's application.

Should you have any questions to the type of trough or drinker best suited to your particular needs please feel free to ask us for assistance or advice!

	Animal weight in kg	Daily milk production in kg	Average water intake in liter /animal /day (ambient temperature 5 °C)	Average water intake in liter /animal /day (ambient temperature 29 °C)	Mounting height of drinking bowls
Calf	90 kg 180 kg	–	8 l 14 l	13 l 23 l	40 – 60 cm
Cattle	350 kg	–	25 l	40 l	60 – 70 cm
Dry cow	630 kg	–	40 l	60 l	60 – 90 cm
Dairy cow	–	27 kg 45 kg	85 l 125 l	105 l 180 l	70 – 100 cm

	Average water intake in liter animal/day	Horse height	Mounting height of drinking bowls
Horse	20 – 60 l (approx. 5 – 12 l per 100 kg animal weight)	1,40 m 1,60 m 1,75 m	approx. 70 – 90 cm approx. 80 – 100 cm approx. 90 – 110 cm

The mounting heights indicated in this list are standard values. It has, however, to be taken care to the individual type of animal and the intended use of the drinker on the spot. Water intake always depends on local ambient temperature.







### Drinking Bowls with a Tongue Valve

Drinking bowls with a tongue valve are the classic model. The valve is actuated through pressure on the tongue and the water flows into the drinking bowl. We recommend drinking bowls with tongue valves mainly for cattle with horns or for easy to care for animals with a nose ring.

Cleaning the bowl regularly is of great importance as dirt particles and feeding leftovers are likely to adhere to the back of the activation tongue. In the 1980s therefore SUEVIA had already developed the very first drinking bowls with a tube valve in order to reduce maintenance work to a minimum.


### Drinking Bowls with a Tube Valve

Today drinking bowls with a tube valve are used for almost all animals, as animals can reach the bowl very easily. The animal's bridge of the nose activates the valve easily. Even side activation is possible and uncomplicated. The water flows into the drinking bowl after pressing the tube valve and the animal can now drink as much water as it needs. If the drinking bowl is equipped with a **regulation screw**, the **water flow can be continuously adjusted from outside**. Even sensitive animals will accept this tube valve system!

During maintenance work for example the valve spring can easily be replaced by unscrewing the lower part of the valve and all relevant parts are accessible. On tube valves which are equipped with a regulation screw, the water supply of the drinker can be turned off for changing the valve. The water supply line has not to be completely cut off, still giving the rest of the animals the chance to drink.



**Cross section of a valve tube with a regulation screw**







## DRINKING BOWLS FOR CALVES



131.0152


also with 1/2" stainless steel valve



### INSIDER TIP!

#### Drinking bowl with drink inducer for sheep, goats, calves and dogs

In order to guarantee that young stock is brought up in a healthy manner, it is necessary that they learn to drink enough water independently at an early stage. Therefore on Model 370 and 375 we have located a small **enticement basin** behind the tube valve. Young stock, which have not yet learnt how to activate the valve can lap up the remaining water out of the enticement basin. With time they will to drink water from this bowl and automatically learn how to use the easy to activate tube valve. An early, independent and sufficient water supply is guaranteed this way.



### Drinking Bowl with Drink Inducer


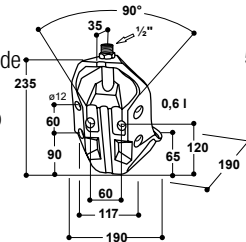
**Model 370 with 1/2" brass valve**

Ref. 100.0370

**Model 370 with 1/2" stainless steel valve**

Ref. 100.0379

- Bowl made of **cast iron, completely enamelled**, easy to clean
- **Always fresh and clean water** – no risk of dirty water as in the case of drinking bowls with float valve
- Smoothly running tube valve even at high water pressure of max. 6 bar
- Valve can be operated from all sides
- **Little hollow**, which acts as a water supply behind the valve, encourages animal learning
- Calm water flow through tube valve
- 1/2" female connection from the top
- **Water flow continuously adjustable** from outside by means of a **regulation screw**
- Special back side design enables easy fixation into 90° corners, on the wall or on pipes



#### ACCESSORIES:

- **1 fixing bracket** (Ref. 131.0152), for fixation on 1" – 1 1/2" pipes
- **Height regulation without tools in stainless steel** (Ref. 101.0433) adjustable height range 50 cm, in 10 cm-steps

**RECOMMENDED FOR:** Calves, sheep, goats, dogs

Ref.	Type	Packing Hints
100.0370	Drinking bowl Mod. 370-MS1/2", brass valve	1 piece/box
100.0379	Drinking bowl Mod. 370-VA1/2", stainless steel valve	1 piece/box
131.0152	Fixing bracket M10 1" – 1 1/2", galvanized	1 piece/bag
101.0433	Height regulation without tools, in stainless steel	1 piece

### Drinking Bowl with Drink Inducer


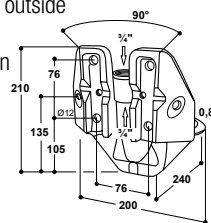
**Model 375 with 3/4" brass valve**

Ref. 100.3753

**Model 375 with 3/4" stainless steel valve**

Ref. 100.3759

- Bowl made of **cast iron, completely enamelled**, easy to clean
- **Always fresh and clean water** – no risk of dirty water as in the case of drinking bowls with float valve
- Smoothly running tube valve even at high water pressure of max. 6 bar
- Valve can be operated from all sides
- **Little hollow**, which acts as a water supply behind the valve, encourages animal learning
- Calm water flow through tube valve
- 3/4" female connection from top and bottom: **suited for installation into water circuits!**
- **Water flow continuously adjustable** from outside by means of a **regulation screw**
- Special back side design enables easy fixation into 90° corners, on the wall or on pipes



#### ACCESSORIES:

- **2 fixing brackets** (Ref. 131.0169), for fixation on 1" – 1 1/2" pipes
- **Connection set for 3/4" water circuits** (Ref. 103.1983), made of stainless steel, for easy installation into water circuits
- **Height regulation without tools in stainless steel** (Ref. 101.0433) adjustable height range 50 cm, in 10 cm-steps

**RECOMMENDED FOR:** Calves, sheep, goats, dogs

Ref.	Type	Packing Hints
100.3753	Drinking bowl Mod. 375-MS3/4", brass valve	1 piece/box
100.3759	Drinking bowl Mod. 375-VA3/4", stainless steel valve	1 piece/box
131.0169	Fixing bracket M12 1 1/2" – 2", galvanized	1 piece/bag
101.0433	Height regulation without tools, in stainless steel	1 piece
102.1127	Connection pipe stainless steel 3/4", 19 cm, straight, m, m	1 piece
103.1983	Connection set for 3/4" water circuits	1 piece/bag

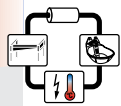
## SUITED FOR WATER CIRCUITS



131.0169

131.0169

also with 3/4" stainless steel valve



103.1983



102.1127

10







## DRINKING BOWLS FOR HORSES AND CALVES

### Drinking Bowl Model 10P

- Bowl made of **top quality AQUATHAN plastic**
- Extremely flexible, flexes on impacts, shock-resistant
- **No sharp edges, no risk of injury**
- Smoothly running brass tube valve with 1/2" male connection from the top
- Calm water flow through tube valve, **with enticement basin**
- Mod. 10P-MS1/2": Water flow regulation by enlarging the nozzle boring
- Mod. 10P-VA1/2": Water flow **continuously adjustable** from outside by means of a **regulation screw**

#### ACCESSORIES:

- **1 fixing bracket** (Ref. 131.0169) for fixation on 1 1/2" – 2" pipes

**RECOMMENDED FOR:** Calves, horses

Ref.	Type	Packing Hints
100.0010	Drinking bowl Mod. 10P-MS1/2"	10 pieces/box
100.0109	Drinking bowl Mod. 10P-VA1/2"	10 pieces/box
131.0169	Fixing bracket M12 1 1/2" – 2", galvanized	1 piece/bag

### Drinking Bowl

**Model 12P green with 3/4" brass valve**

Ref. 100.0123

**Model 12P green with 3/4" stainless steel valve**

Ref. 100.0129

**Model 12P black with 3/4" stainless steel valve**

Ref. 100.0128

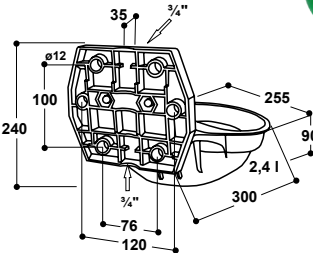
**Model 12P golden pink with 3/4" brass valve**

Ref. 100.0122

- Bowl made of **top quality AQUATHAN plastic**
- Extremely flexible, flexes on impacts, shock-resistant
- **No sharp edges, no risk of injury**
- Smoothly running tube valve in **3/4" brass or 3/4" stainless steel**
- **Female connection from top and bottom**
- Water flow **continuously adjustable** from outside by means of a **regulation screw**
- Calm water flow through tube valve

#### ACCESSORIES:

- **2 fixing brackets** (Ref. 101.0167, reinforcing plate incl.) for fixation on 1 1/2" – 2" pipes
- **Connection set for 3/4" water circuits** (Ref. 103.1983) in stainless steel, for easy installation into water circuits



#### RECOMMENDED FOR:

Calves, horses

Ref.	Type	Packing Hints
100.0123	Drinking bowl Mod. 12P-MS3/4" green	5 pieces/box
100.0129	Drinking bowl Mod. 12P-VA3/4" green	5 pieces/box
100.0128	Drinking bowl Mod. 12P-VA3/4" black	5 pieces/box
100.0122	Drinking bowl Mod. 12P-VA3/4" golden pink	5 pieces/box
101.0167	Fixing bracket 1 1/2" – 2", with plate	1 piece
102.1127	Connection pipe stainless steel 3/4", 19 cm, straight, m, m	1 piece
103.1983	Connection set for 3/4" water circuits	1 piece/bag



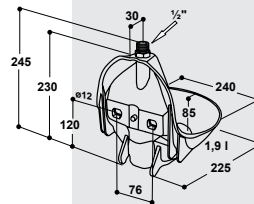
also with stainless steel valve



**NEW!**



131.0169

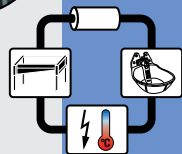


with enticement basin

**EXTREMELY FLEXIBLE!**



also with 3/4" stainless steel valve



101.0167



101.0167



3/4": 103.1983



102.1127





## DRINKING BOWLS FOR CALVES + HORSES



push-out-plug



102.0352

**AVAILABLE ALSO WITH HEATING » p. 21**



100.0130  
100.0131

with drainage plug



102.0352



100.0340



102.0352

### Drinking Bowl with Float Valve, MINICUP Model 127K (cast iron, plastic-coated)

Ref. 100.1270


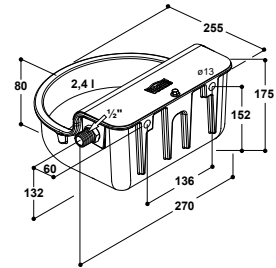
- Bowl made of **cast iron, plastic-coated**
- With float valve up to 5 bar
- Removable cover in stainless steel
- Constant water level – simple adjustment
- With **push-out-plug for easy drainage!**
- ½" male connection from right or left hand side

#### ACCESSORIES:

- **Elbow union ½" x ½" f/f** (102.0352) for connection of water line from top or bottom
- **Height regulation without tools in stainless steel** (101.0433) adjustable height range 50 cm, in 10 cm-steps

#### RECOMMENDED FOR:

Sheep, goats, calves, dogs, pets



101.0433

### Drinking Bowl with Float Valve

**Model 130P (plastic) for max. 5 bar**

Ref. 100.0130

**Model 130P-N (plastic) for max. 1 bar**

Ref. 100.0131

**Model 340 (cast iron, enamelled) for max. 5 bar**

Ref. 100.0340

- Large bowl made of **UV-resistant AQUATHAN plastic** or **cast iron, black enamelled**

- Float valve allowing quick water flow
- Mod. 130P + 130P-N: with **plug** for quick drainage
- Removable cover in stainless steel
- No sharp edges, no risk of injury!
- Constant water level – simple adjustment
- ½" male connection from right or left hand side
- Mod. 130P-N: for low pressure up to 1 bar

#### ACCESSORIES:

- **Elbow union ½" x ½" f/f** (102.0352) for connection of water line from top or bottom
- **Height regulation without tools in stainless steel** (101.0433) adjustable height range 50 cm, in 10 cm-steps

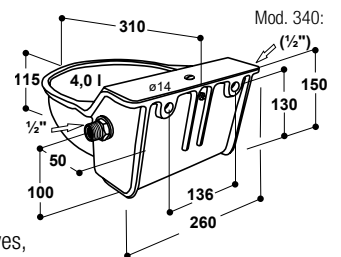
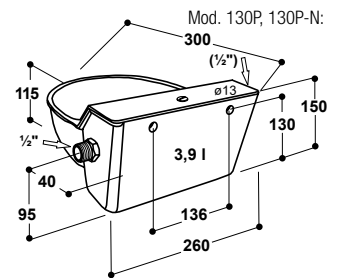
#### RECOMMENDED FOR:

##### MOD. 130P / 130P-N:

Calves, horses, sheep, dogs

##### MOD. 340:

Cattle (with anti-suction ring), bulls (with nose ring), calves, horses, sheep, goats, dogs, deer



Ref.	Type	Packing Hints
100.1270	Drinking bowl MINICUP, Mod. 127K	1 piece
100.0130	Drinking bowl Mod. 130 P	1 piece
100.0131	Drinking bowl Mod. 130 P-N	1 piece
100.0340	Drinking bowl Mod. 340	1 piece/box
101.0433	Height regulation without tools, in stainless steel	1 piece
102.0352	Elbow union with sealing, ½" female x ½" female	1 piece/bag





## NIPPLE DRINKER FOR CALVES AND BULLS

### SUEVIA Nipple Drinker for Calves and Bulls Model 326

Ref. 180.0326-1

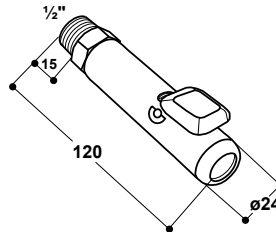
- Robust mouthpiece **made of stainless steel**
- Easy adjustment of water quantity to the existing water pressure by exchanging the enclosed nozzles
- ½" male connection  
180.0326-1 Connection in brass  
180.0330-1 Connection in stainless steel

#### ACCESSORIES:

- **Wall angle, cast iron** (Ref. 101.0328)
- **Protection bracket** for nipple drinker for calves and bulls, galvanized (Ref. 181.0327), inclusive mounted wall angle Model 328, made of cast iron, with ½" connection possibility from top and bottom, suited for wall and pipe fixation, inclination 10°
- **1 double bracket** (Ref. 101.0179), for fixation on 1¼" – 2" pipes
- **¾" Circuit pipe in stainless steel**, with 2 female exits ½", 2 male connections ¾" (Ref. 103.2007)

#### RECOMMENDED FOR:

Calves, bulls, sows, boars



180.0326-1



180.0330-1



101.0328



101.0179



181.0327




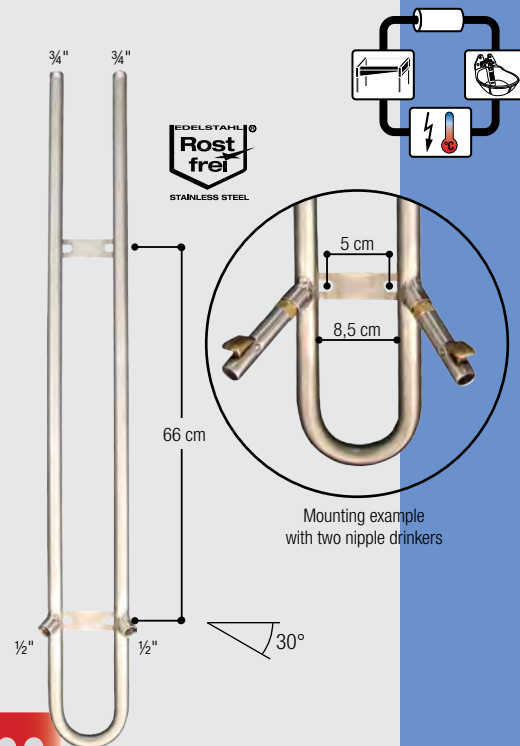
Ref.	Type	Packing Hints
180.0326-1	Nipple drinker Mod. 326-MS½" (1 piece in blister)	1
180.0330-1	Nipple drinker Mod. 326-VA½" (1 piece in blister)	1
181.0327	Protection bracket, galvanized, incl. wall angle	1 piece
101.0179	Double bracket 1¼" – 2"	1 set/bag
101.0328	Wall angle Mod. 328, Exit 1x ½", 10°	1 piece
103.2007	Circuit pipe in stainless steel ¾", 2 female exits ½", 2 male connections ¾"	1 piece

### Circuit pipe in stainless steel ¾" for 2 nipple drinkers

Ref. 103.2007

- **Circuit pipe in stainless steel ¾", with 2 female exits ½"**
- 2 male connections ¾" (on the top)
- For connection of two nipple drinkers Mod. 326 (Ref. 180.0326-1) to the circuit and in combination with a SUEVIA heating unit (see pages 28 – 31)
- With two fixing plates
- H x w: approx. 120 x 14 cm
- A protection bar (provided on site) must be installed (e.g. for bulls)

Ref.	Type	Packing Hints
103.2007	Circuit pipe in stainless steel ¾", 2 female exits ½", 2 male connections ¾"	1 piece
180.0326-1	Nipple drinker Mod. 326 (1 piece in blister)	1



#### INSIDER TIP!

SUEVIA nipple drinker for calves and bulls should be mounted approximately 20-30 cm over the animal's back. Thus the animal stretch their neck when drinking and water losses are reduced to a minimum.





## DRINKING BOWLS



also with 1/2" stainless steel valve



131.0169



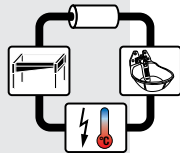
102.1255



131.0169



131.0169



### Drinking Bowl

**Model 20 with 1/2" brass valve**

Ref. 100.0020

**Model 20 with 1/2" stainless steel valve**

Ref. 100.0209

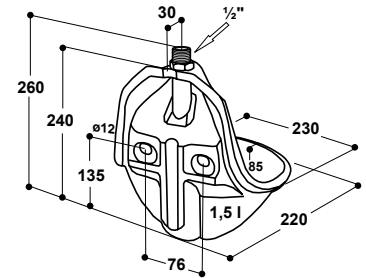
- Bowl made of **cast iron, completely enamelled**
- Smoothly running brass tube valve with **1/2" male connection** from the top
- Calm water flow through tube valve, no water spillage
- Mod. 20-MS1/2": Water flow regulation by enlarging the nozzle boring
- Mod. 20-VA1/2": Water flow continuously adjustable from outside by means of a regulation screw

#### ACCESSORIES:

- **1 fixing bracket** (Ref. 131.0169) for fixation on 1 1/2" – 2" pipes

#### RECOMMENDED FOR:

Cattle, horses



Ref.	Type	Packing Hints
100.0020	Drinking bowl Mod. 20-MS1/2", brass valve	1 piece/box
100.0209	Drinking bowl Mod. 20-VA1/2", stainless steel valve	1 piece/box
131.0169	Fixing bracket M12 1 1/2" – 2", galvanized	1 piece/bag

### Drinking Bowl Model 60

Ref. 100.0060

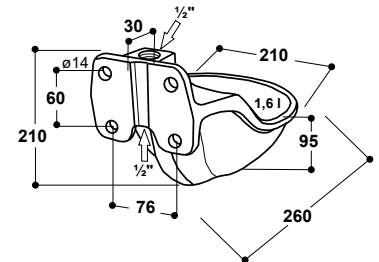
- Bowl made of **cast iron, completely enamelled**
- Smoothly running brass tube valve
- **1/2" female connection** from top and bottom
- Calm water flow through tube valve, no water spillage
- With 4-hole-fixation

#### ACCESSORIES:


- **2 fixing brackets** (Ref. 131.0169) for fixation on 1 1/2" – 2" pipes

#### RECOMMENDED FOR:

Cattle, horses



Ref.	Type	Packing Hints
100.0060	Drinking bowl Mod. 60	1 piece/box
102.1255	Connection pipe stainless steel 1/2", 19 cm, straight, m, m	1 piece
131.0169	Fixing bracket M12 1 1/2" – 2", galvanized	1 piece/bag







## DRINKING BOWLS

### Drinking Bowl

#### Model 25R with 3/4" brass valve

Ref. 100.0253

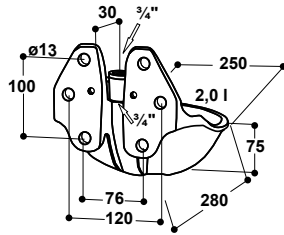
#### Model 25R with 3/4" stainless steel valve

Ref. 100.0259

- Large drinking bowl made of **cast iron, completely enamelled**
- Smoothly running tube valve in **3/4" brass or 3/4" stainless steel** with **female connection from top and bottom**
- Calm water flow through tube valve
- **Water flow continuously adjustable** from outside by means of a regulation screw, water flow up to 12 l/min
- With 6-hole-fixation

#### ACCESSORIES:

- **1 double bracket** (Ref. 101.0179), for fixation on 1 1/4" – 2" pipes
- **Connection set for 3/4" water circuits** (Ref. 103.1983) in stainless steel, for easy connection into water circuits
- **Steel Post**, 60 or 80 cm (Ref. 101.0455 and 101.0456), helps to protect drinking bowls



#### RECOMMENDED FOR:

Cattle, dairy cows, bulls (without nose ring), horses

Ref.	Type	Packing Hints
100.0253	Drinking bowl Mod. 25R-MS3/4", brass valve	1 piece/box
100.0259	Drinking bowl Mod. 25R-VA3/4", st. steel valve	1 piece/box
101.0179	Double bracket 1 1/4" – 2"	1 set/bag
102.1127	Connection pipe stainless steel 3/4", 19 cm, straight, m, m	1 piece
103.1983	Connection set for 3/4" water circuits	1 piece/bag

Steel Posts see p. 24.

### Drinking Bowl

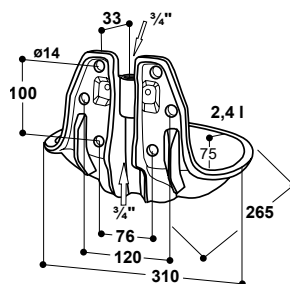
#### Model 19R with 3/4" brass valve

Ref. 100.0198

- Drinking bowl with double brass tube valve
- Flat and easy-to-clean cast iron bowl in complete enamel finish
- Ideal to be fixed into a separation wall between two boxes
- High water flow up to **20 l/min**
- **Water flow continuously adjustable** from outside with **regulation screws**
- Double brass tube valve with 3/4" female connection from top and bottom
- Calm water flow through tube valves
- 6-hole-fixation

#### ACCESSORIES:

- **1 double bracket** (Ref. 101.0179), for fixation on 1 1/4" – 2" pipes
- **Connection set for 3/4" water circuits** (Ref. 103.1987, 103.3003) in stainless steel, for easy installation into water circuits)



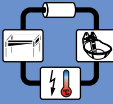
#### RECOMMENDED FOR:

Cattle, dairy cows, bulls (without nose ring)

Ref.	Type	Packing Hints
100.0198	Drinking bowl Mod. 19R-MS3/4", 3/4" brass valve	1 piece/box
102.1127	Connection pipe stainless steel 3/4", 19 cm, straight, m, m	1 piece
103.1987	Connection set for 3/4" water circuits	1 piece/bag
103.3003	Connection set for 3/4" water circuits	1 piece/bag
101.0179	Double bracket 1 1/4" – 2"	1 set/bag



also with 3/4" stainless steel valve




101.0455: 60 cm  
101.0456: 80 cm

**STEEL POST  
SEE P. 24**



101.0179



102.1127


3/4": 103.1987  
Connection from top  
and bottom

103.3003  
Connection only from  
bottom  
(fits not with 101.0474!)



101.0459: 60 cm  
101.0460: 80 cm

**STEEL POST  
SEE P. 24**







## DRINKING BOWLS FOR CATTLE



131.0169

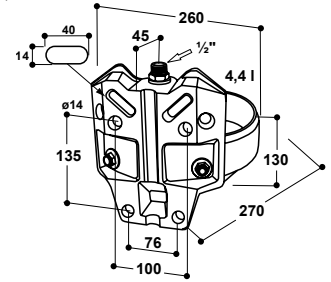


131.0169

### Drinking Bowl Model 1100

Ref. 100.1100

- Large deep bowl **in stainless steel**, robust, secure against fracture
- Due to rim bent inwards, water wastage is reduced to a minimum (anti-splash ring)
- Smoothly running tube valve
- **Very high water flow** up to **20 l/min** (5,5 gallons/min)
- ½" male connection from the top
- Thanks to special back side design, ideal for fixation into 90° corners, on the wall or on pipes



#### ACCESSORIES:

- **2 fixing brackets** (Ref. 131.0169) for fixation on ½" – 2" pipes

#### RECOMMENDED FOR:

Cattle, dairy cows

Ref.	Type	Packing Hints
100.1100	Drinking bowl Mod. 1100	1 piece/box
131.0169	Fixing bracket M12 ½" – 2", galvanized	1 piece/bag

### INSIDER TIP!

Thanks to high water flow and special compact shape this drinker is ideal to be used for tethered dairy cows.



100.1129



### Drinking Bowl Model 1120 with ½" stainless steel valve Model 1220 with ¾" stainless steel valve

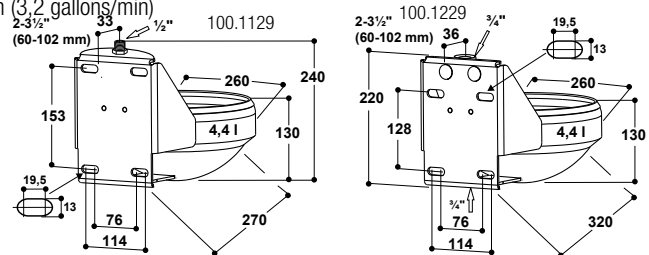
Ref. 100.1129

Ref. 100.1229

- Large deep bowl **in stainless steel**, robust, secure against fracture
- **Very robust**: back wall in stainless steel, welded with the bowl
- Smoothly running tube valve **in stainless steel**  
Mod. 1120: ½" male connection from the top  
Mod. 1220: ¾" female connection from the top and bottom (103.3002: circuit connection set: easy installation into water circuits coming from the bottom)
- Due to rim bent inwards, water wastage is reduced to a minimum (anti-splash ring)
- **Water flow continuously adjustable** from outside by means of a regulation screw, water flow up to 12 l/min (3,2 gallons/min)

#### RECOMMENDED FOR:

Cattle, dairy cows



Ref.	Type	Packing Hints
100.1129	Drinking bowl Mod. 1120-VA½"	1 piece/bag
100.1229	Drinking bowl Mod. 1220-VA¾"	1 piece/bag
103.3001	Connection set for ¾" water circuits	1 piece/bag
103.3002	Connection set for ¾" water circuits	1 piece/bag
132.1256	Connection pipe stainless steel ¾", 22 cm, straight, m, m	1 piece
131.0169	Fixing bracket M12 ½" – 2", galvanized	1 piece/bag
101.1241	Bracket galv. for 2½" / 77 mm, with nuts and washers	1 piece/bag
101.1242	Bracket galv. for 3½" / 102 mm, with nuts and washers	1 piece/bag



103.3001



103.3002



131.0169

2" (60 mm)

101.1241

2½" (77 mm)

101.1242

3½" (102 mm)







## DRINKING BOWLS FOR CATTLE

### Drinking Bowl

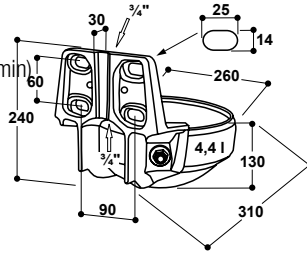
**Model 1200 with 3/4" brass valve**

Ref. 100.1203

**Model 1200 with 3/4" stainless steel valve**

Ref. 100.1209

- Large deep bowl in **stainless steel**, robust, secure against fracture
- Smoothly running tube valve in **3/4" brass or 3/4" stainless steel** with **female connection from top and bottom**
- Due to rim bent inwards, water wastage is reduced to a minimum (anti-splash ring)
- Smoothly running tube valve suited
- **Very high water flow up to 20 l/min** (5,5 gallons/min)



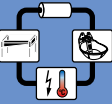
#### ACCESSORIES:

- **2 fixing brackets** (Ref. 131.0169) for fixation on 1 1/2" – 2" pipes
- **Connection set for 3/4" water circuits** (Ref. 103.1983) in stainless steel, for easy installation into water circuits coming **from the bottom**

#### RECOMMENDED FOR:

Cattle, dairy cows

Ref.	Type	Packing Hints
100.1203	Drinking bowl Mod. 1200-MS3/4", brass valve	1 piece/box
100.1209	Drinking bowl Mod. 1200-VA3/4", st. steel valve	1 piece/box
131.0169	Fixing bracket M12 1 1/2" – 2", galvanized	1 piece/bag
102.1127	Connection pipe stainless steel 3/4", 19 cm, straight, m, m	1 piece
103.1983	Connection set for 3/4" water circuits	1 piece/bag



### INSIDER TIP!

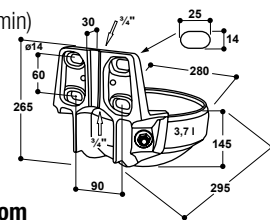
Thanks to high water flow and special compact shape these drinkers are ideal to be used for tethered dairy cows.

### Drinking Bowl

**Model 1200P with 3/4" brass valve**

Ref. 100.1213

- Large deep bowl in **UV-resistant polyethylene** with installed **drainage plug** for easier cleaning
- Due to rim bent inwards, water wastage is reduced to a minimum (anti-splash ring)
- Smoothly running **3/4" brass** tube valve
- **3/4" female connection from top and bottom**
- **Very high water flow up to 20 l/min** (5,5 gallons/min)



#### ACCESSORIES:

- **2 fixing brackets** (Ref. 131.0169) for fixation on 1 1/2" – 2" pipes
- **Connection set for 3/4" water circuits** (Ref. 103.1983) in stainless steel, for easy installation into water circuits coming **from the bottom**

#### RECOMMENDED FOR:

Cattle, dairy cows

Ref.	Type	Packing Hints
100.1213	Drinking bowl Mod. 1200P-MS3/4", brass valve	1 piece/box
131.0169	Fixing bracket M12 1 1/2" – 2", galvanized	1 piece/bag
102.1127	Connection pipe stainless steel 3/4", 19 cm, straight, m, m	1 piece
103.1983	Connection set for 3/4" water circuits	1 piece/bag







## DRINKING BOWLS FOR CATTLE



also with 3/4" stainless steel valve



Pat.

### Drinking Bowl

**Model 16P with 3/4" brass valve**

Ref. 100.0163

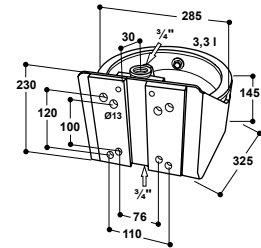
**Model 16P with 3/4" stainless steel valve**

Ref. 100.0169

- Drinking bowl made of premium **UV-resistant polyethylene**
- Anti-spillage rim curved inside prevents water losses
- Installed drainage plug for easier cleaning
- **Integrated galvanized protection bracket**
- Smoothly running tube valve in **3/4" brass or 3/4" stainless steel** with female connection from top and bottom
- **Water flow continuously adjustable** from outside with **regulation screw**

#### ACCESSORIES:

- **1 double bracket** (Ref. 101.0179), for fixation on 1 1/4" – 2" pipes
- **Connection set for 3/4" water circuits** (Ref. 103.1990) in stainless steel, for easy installation into water circuits)



#### RECOMMENDED FOR:

Cattle, dairy cows, bulls (without nose ring), horses



102.1127



3/4": 103.1990  
Connection from top and bottom



101.0179

Pat.

### Drinking Bowl

**Model 18P with 3/4" brass valve**

Ref. 100.0183

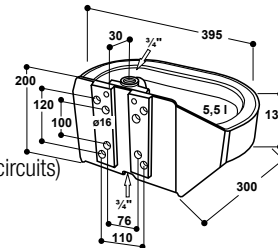
**Model 18P with 3/4" stainless steel valve**

Ref. 100.0189

- Extra large drinking bowl made of premium **UV-resistant polyethylene**
- **Anti-spillage rim** curved inside prevents water losses
- Installed drainage plug for easier cleaning
- **Integrated galvanized protection bracket**
- Smoothly running tube valve in **3/4" brass or 3/4" stainless steel** with female connection from top and bottom
- **Water flow continuously adjustable** from outside with a **regulation screw**

#### ACCESSORIES:

- **1 double bracket** (Ref. 101.0179), for fixation on 1 1/4" – 2" pipes
- **Connection set for 3/4" water circuits** (Ref. 103.1990) in stainless steel, for easy installation into water circuits)



#### RECOMMENDED FOR:

Cattle, dairy cows, bulls (without nose ring), horses



also with 3/4" stainless steel valve



102.1127



3/4": 103.1990  
Connection from top and bottom




101.0179

Ref.	Type	Packing Hints
100.0163	Drinking bowl Mod. 16P-MS3/4", brass valve	1 piece
100.0169	Drinking bowl Mod. 16P-VA3/4", st. steel valve	1 piece
100.0183	Drinking bowl Mod. 18P-MS3/4", brass valve	1 piece
100.0189	Drinking bowl Mod. 18P-VA3/4", st. steel valve	1 piece
101.0179	Double bracket 1 1/4" – 2"	1 set/bag
102.1127	Connection pipe stainless steel 3/4", 19 cm, straight, m, m	1 piece
103.1990	Connection set for 3/4" water circuits	1 piece/bag



Model 18P and Model 16P are equipped with a drainage plug in the bowl for easy cleaning







## DRINKING BOWLS FOR CATTLE

### Drinking Bowl Model 115

Ref. 100.0115

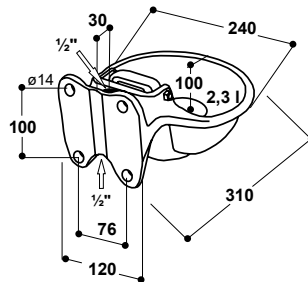
- Large drinking bowl made of **cast iron, completely enamelled**
- High water flow of 14 l/min at 5 bar (73psi)
- Quick water flow regulation possibility under the tongue without any use of tools: for adjustment lift up the tongue and turn at the regulation screw. This way the desired water flow can even be stopped completely
- **½" female connection from top and bottom**

#### ACCESSORIES:

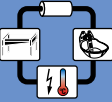
- **1 double bracket** (Ref. 101.0179), for fixation on 1¼" – 2" pipes

#### RECOMMENDED FOR:

Cattle, dairy cows, bulls, horses



Ref.	Type	Packing Hints
100.0115	Drinking bowl Mod. 115	1 piece/box
102.1255	Connection pipe stainless steel ½", 19 cm, straight, m, m	1 piece
101.0179	Double bracket 1¼" – 2"	1 set/bag



102.1255



101.0179

water regulation

### Drinking Bowl Model 8

Ref. 100.0008

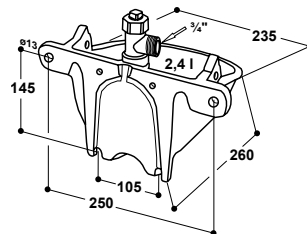
- Large drinking bowl made of **cast iron, with white enamelled interior**
- **High water flow:** continuously adjustable up to **35 l/min** at 5 bar
- Simple water flow regulation possibility from outside
- Water flow can be completely shut off by means of a stirrup behind the tongue
- **¾" male connection from all sides (360°)**
- Thanks to the robust construction and solid valve as well as to the high water flow even at low water pressure drinking bowl Model 8 can very well be used for installation on water tanks

#### ACCESSORIES:

- **Elbow union** (Ref. 102.0039), brass, for connection of water line from top or bottom (¾" female coupling, ½" male exit)

#### RECOMMENDED FOR:

Cattle, dairy cows, bulls, horses



102.0039







## HEATED AND FROST-PROTECTED DRINKERS / HEATING UNITS

### Heated and Frost-Protected Drinkers

The following gives you an insight into the SUEVIA drinking bowl program for cattle.

50 years ago already SUEVIA started to take care and to develop heated drinking bowls. Since then our heating systems have been continuously developed. Today we can offer you for each intended purpose at least one or even several appropriate solutions!

Our **heated drinking bowls** are equipped with a heating element 24 V, which maintains the drinking bowl frost-free in winter season. It goes without saying that heated drinking bowls can only be installed in stables, which dispose of power supply, provided to a heating element by a transformer. Power supply cables coming from the transformer towards the drinking bowl have to be protected against biting! Practice shows that it is advisable to install the water supply pipe underground in a frost-free way and to advance upwards to the drinking bowl. That part of water supply line, which is still running the risk to freeze, should additionally be wrapped and protected by a SUEVIA **frost protection heating cable** 24 V.

In **free stalls not disposing of electricity**, **SUEVIA Thermo Source drinkers** or **Thermo Trough Drinkers 2,3 and 4,3 m** (for bigger herds) are liked to be used! These drinkers are very well insulated, which ensures a water supply of your animals even at extreme low temperatures. The water supply line has to be placed at a frost-free depth in the ground. "Earth-warm" water (in winter season approx. 6°C) runs into the thermo drinker through the high-capacity float valve installed inside of the trough. The perfect insulation prevents a drop in temperature of the water in the drinker and prevents it from freezing. At minus temperatures it is highly recommended that at least 10 animals use one drinking place.

**SUEVIA heating units** have been developed for new or modernized stables in which an underground water supply line is not possible. When using one of these heating units the water supply line is installed in form of a water circuit. By means of a circulation pump integrated in this heating unit the water is pumped through the circuit round and when needed heated by the installed heating element of the unit.

SUEVIA heating cables are used for feed pipes of water supply line above ground, which are not connected to a circuit.



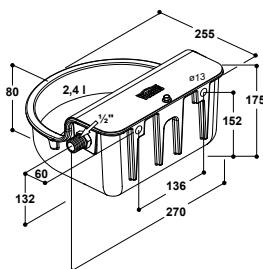




### Drinking Bowl with Float Valve, MINICUP heated Model 127K-H (cast iron, plastic-coated)

Ref. 100.1275

- Frost-protected **down to -20°C** by a heating element (24 V, 40 W)
- Heating element is mounted under the bowl and is protected with a stainless steel cover.
- An integrated **thermostat** switches the heating on at 15°C and off at 25°C.
- Bowl made of **cast iron, plastic-coated**
- With float valve up to 5 bar
- Removable valve cover in stainless steel
- Constant water level – simple adjustment
- With **push-out-plug for easy drainage!**
- ½" male connection from right or left hand side



#### RECOMMENDED FOR:

Sheep, goats, calves, dogs, pets

Please note **ACCESSORIES** and **TIPS** below!



push-out-plug

Pat.

### Float Valve Drinking Bowl with installed heating Model 130P-H

Ref. 100.1305

- Due to installed heating element (24 V, 20 W) the drinking bowl is **frost-protected down to -10°C!**
- Inaccessible for the animals, the heating element is installed behind the removable stainless steel float valve cover and equipped with a 3 m long connection cable
- A **thermostat integrated in the connection cable** switches the heating on at 5°C and off at 12°C.
- For power supply a SUEVIA **Transformer 230/24 V** is necessary (versions 50 W - 400 W available, see p. 30)
- Large bowl made of **premium quality polyethylene**
- Float valve allows quick water flow into the bowl
- Constant water level – simple adjustment!
- ½" male connection in brass from right or left hand side

#### TIPS for Mod. 127K-H and Mod. 130P-H:

To ensure a frost-free feed pipe, a **frost protection heating cable** 24 V, 20 W, 2 m (101.0861), or a 24 V, 30 W, 3 m (101.1863) has to be used. If this heating cable is installed on plastic pipes, make sure that this water pipe is suited for warm and cold water. For better heat distribution the water pipe has to be wrapped first with an aluminium adhesive tape (101.1099). For automatic switch on/off of transformer a thermostat (101.0389) can be additionally installed (see p. 30).

#### ACCESSORIES for Mod. 127K-H and Mod. 130P-H:

- **Elbow union ½" x ½" f/f** (Ref. 102.0352) for water connection from top or bottom
- **SUEVIA Transformers 230/24 V:** see table


**RECOMMENDED FOR:** Calves, horses, sheep, dogs, deer

**AVAILABLE ALSO WITHOUT HEATING » p. 12**



100.1305

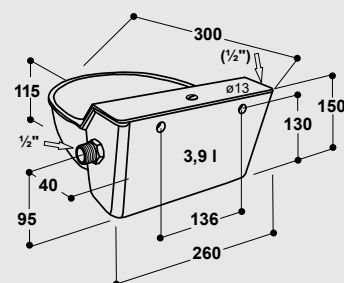
with drainage plug



102.0352

with installed heating element!

Ref.	Type	Packing Hints
100.1275	Drinking bowl MINICUP heated, Mod. 127K-H, 24 V, 40 W	1 piece/bag
100.1305	Drinking bowl Mod. 130P-H, with valve heating	1 piece/box
102.0352	Elbow union with sealing, ½" female x ½" female	1 piece/bag
101.0380	Transformer 230/24 V, 100 W	1 piece/box
101.0390	Transformer 230/24 V, 200 W	1 piece/box
101.0392	Transformer 230/24 V, 400 W	1 piece/box
101.0861	Frost protection heating cable, 24 V, 20 W, 2 m	1 piece
101.1863	Frost protection heating cable, 24 V, 30 W, 3 m	1 piece
101.1099	Aluminium adhesive tape, 50 mm wide, 50 m	50 m/roll







## HEATED DRINKING BOWLS FOR CALVES AND HORSES

**FROST-FREE  
DOWN TO -20°C**



### Heated Drinking Bowl for Calves and Horses

**Model 12P-HK with 3/4" brass valve**

Ref. 100.0124


- Frost protection of the bowl, of the valve and of the feed pipe is done by a 3 m long frost protection heating cable 24 V, 30 W, included in scope of delivery
- The frost protection heating cable can be found in windings beneath the bowl in a flexible rubber body. An aluminium foil fixed at the bottom of the bowl provides a constant heat distribution.
- Frost protection for the valve itself is guaranteed by three tightly fitted windings above the valve
- With the rest of the heating cable of approx. 2 m the feed pipe is maintained frost-free in addition. It should be insulated and protected against bites.
- **Frost protection down to approx. -20°C.** Remaining water in the bowl will not freeze!
- For power supply a SUEVIA transformer 230/24 V is necessary (versions from 50 W to 400 W available)
- Bowl made of **top quality AQUATHAN** plastic
- Very elastic, flexes on impacts, shock-resistant
- **No sharp edges**, no risk of injury
- Smoothly running brass tube valve (3/4")
- 3/4" female connection from top and bottom
- **Water flow continuously adjustable from outside with regulation screw**
- Calm water flow through the tube valve

#### ACCESSORIES:

- **SUEVIA Transformers 230/24 V:**
  - 100 W (Ref. 101.0380)
  - 200 W (Ref. 101.0390)
  - 400 W (Ref. 101.0392)
- **Thermostat** (Ref. 101.0389), for automatic switch on/off of transformer
- **2 Fixing brackets** (Ref. 101.0167, reinforcing plate incl.) for fixation on pipes 1 1/2" – 2"
- **Resettable Water Meter RW1** (Ref. 101.0444) for easy control of water intake of the horse per day.

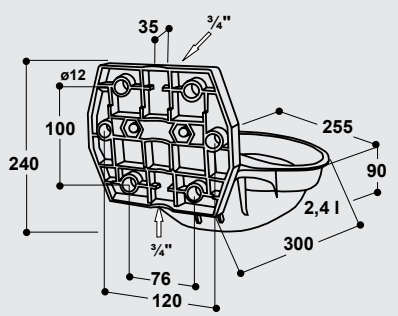
#### RECOMMENDED FOR:

Horses, Calves up to 6 months



#### Installation Scheme Mod. 12P-HK

Please adhere to mounting instructions!



Ref.	Type	Packing Hints
100.0124	Heated Drinking Bowl Mod. 12P-HK-MS3/4"	5 pieces/box
101.0380	Transformer 230/24 V, 100 W	1 piece/box
101.0390	Transformer 230/24 V, 200 W	1 piece/box
101.0392	Transformer 230/24 V, 400 W	1 piece/box
101.0389	Thermostat	1 piece/box
101.0167	Fixing bracket 1 1/2" – 2", reinforcing plate incl.	1 piece
102.1127	Connection pipe stainless steel 3/4", 19 cm, straight, m, m	1 piece
103.1957	Protection plate, galvanized, 100 x 11 x 8 cm	1 piece
101.0444	Resettable Water Meter RW1	1 piece/box



Rubber body with heating cable



View from beneath



101.0444 Water Meter

Turnable Display





## FROST-PROTECTED NIPPLE DRINKER FOR BULLS AND CALVES

Pat.

### Drinking Bowl Model 1230-VA $\frac{3}{4}$ ", integrated steel post, 60 cm integrated steel post, 80 cm

Ref. 100.1238

Ref. 100.1239

- Robust Steel Post helps to protect drinking bowls against blows and impacts of bulls (or other animals). The force of jumping bulls is transferred to the post, preventing a crash of the drinking bowl.
- Made of thick hot-galvanized steel
- Bowl and valve out of stainless steel, **drinking height 60 cm or 80 cm.**
- Drinking Bowl builds one unit with integrated steel post
- Mounting on a wall or on a post possible
- Special holes are foreseen for installation between the gates, as well as for mounting of the heating element and of the circuit pipe.

#### ACCESSORIES:

- Frost protection options, see below.

#### RECOMMENDED FOR:

Bulls, cattle, dry cows. Without nose ring. Horses.

### Options for Frost Protection

#### Option 1: Connection to a Water Circuit

- In combination with a SUEVIA **connection set for  $\frac{3}{4}$ " water circuits** in stainless steel, an easy integration into water circuits is possible. A perforated hole (on left or right side) is foreseen for installation of the circuit pipe. Circuit pipe is protected by the steel post against animals impacts.
- Valve is frost-protected. Remaining water in the bowl may freeze.
- For connection to a water circuit we recommend SUEVIA **heating units** (see p. 32-35).

#### Option 2: Frost-free with heating set, feed pipe connection from below

- To protect the valve and the bowl from freezing a **Heating Set 24 V, 80 W** is installed inaccessible for the animals **inside of the steel post underneath the bowl of Mod. 1230-VA $\frac{3}{4}$ "**
- Valve and bowl are frost-protected.
- To ensure a frost-free feed pipe, a **frost protection heating cable 24 V, 20 W, 2 m** (Ref. 101.0861), or a **24 V, 30 W, 3 m** (Ref. 101.1863) has to be wrapped around the water pipe and connected to the transformer together with the heating element of the drinker. If plastic pipes are used, they must first be wrapped with an aluminium adhesive tape. All water line pipes must be insulated.
- For power supply a SUEVIA **Transformer 230/24 V** is necessary. For automatic switch on/off of transformer a **thermostat** (Ref. 101.0389) can be additionally installed.

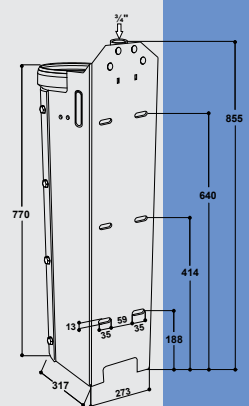
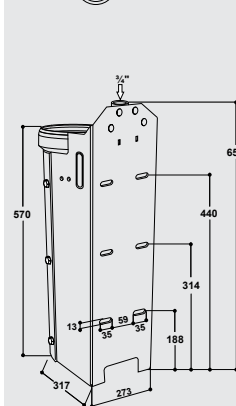
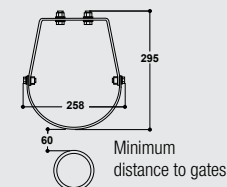
Ref.	Type	Packing Hints
100.1238	Drinking Bowl Mod. 1230-VA $\frac{3}{4}$ ", integrated steel post, 60 cm	1 piece
100.1239	Drinking Bowl Mod. 1230-VA $\frac{3}{4}$ ", integrated steel post, 80 cm	1 piece
103.3002	Connection set for $\frac{3}{4}$ " water circuits	1 piece
101.0458	Heating Set for drinking bowl Mod. 1230-VA $\frac{3}{4}$ ", 24 V, 80 W	1 piece

#### Accessories for steel posts with heating sets:

101.0380	Transformer 230/24 V, 100 W	1 piece/box
101.0390	Transformer 230/24 V, 200 W	1 piece/box
101.0392	Transformer 230/24 V, 400 W	1 piece/box
101.0861	Frost protection heating cable, 24 V, 20 W, 2 m	1 piece
101.1863	Frost protection heating cable, 24 V, 20 W, 3 m	1 piece
101.1099	Aluminium adhesive tape, 50 mm wide, 50 m	50 m/roll
101.0389	Thermostat	1 piece/box



100.1239 + Accessories for circuit pipe and heating element







## HEATED DRINKING BOWLS FOR BULLS AND CATTLE



**FOR MORE EXAMPLES see p. 60**



101.0456 + Accessories for circuit pipe



101.0456 + Accessories for feed pipe



101.0460 + Accessories for circuit pipe



Pat.

### SUEVIA Steel Post for Mod. 25R (40 / 60 / 80 cm) SUEVIA Steel Post for Mod. 19R (60 / 80 cm)

- Robust Steel Post helps to protect drinking bowls against blows and impacts of bulls (or other animals). The force of jumping bulls (or cows) is transferred to the post, preventing damage to the drinking bowl.
- Made of thick hot-galvanized steel
- Suitable for drinking bowl Mod. 25R or Mod. 19R, drinking height 40, 60 or 80 cm
- Inclusive fastening material for the drinking bowl
- Mounting on a wall or on a post possible
- Special holes are foreseen for installation between the gates, as well as for mounting of the heating element and of the circuit pipe.

#### ACCESSORIES:

- Mod. 25R or Mod. 19R
- Frost protection options, see below.

#### RECOMMENDED FOR:

Bulls, cattle, dry cows. Without nose ring. Horses.

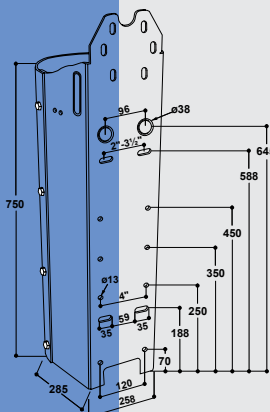
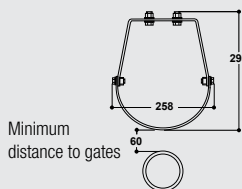
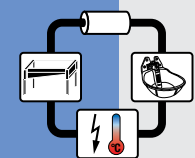
### Options for Frost Protection

#### Option 1: Connection to a Water Circuit

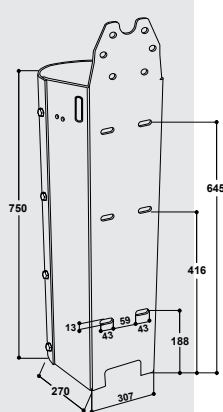
- In combination with a SUEVIA **connection set for 3/4" water circuits** in stainless steel, an easy integration into water circuits is possible. A perforated hole (on left or right side) is foreseen for installation of the circuit pipe. Circuit pipe is protected by the steel post against animals impacts.
- Valve is frost-protected. Remaining water in the bowl may freeze.
- For connection to a water circuit we recommend SUEVIA **heating units** (see p. 32-35).

#### Option 2: Frost-free with heating set, feed pipe connection from below

- To protect the valve and the bowl from freezing a **Heating Set 24 V, 80 W** is installed inaccessible for the animals **inside of the steel post underneath the bowl Mod. 25R/19R**.
- Valve and bowl are frost-protected.
- To ensure a frost-free feed pipe, a **frost protection heating cable 24 V, 20 W, 2 m** (Ref. 101.0861), or a 24 V, 30 W, 3 m (Ref. 101.1863) has to be wrapped around the water pipe and connected to the transformer together with the heating element of the drinker. If plastic pipes are used, they must first be wrapped with an aluminium adhesive tape. All water line pipes must be insulated.
- For power supply a SUEVIA **Transformer 230/24 V** is necessary. For automatic switch on/off of transformer a **thermostat** (Ref. 101.0389) can be additionally installed.



101.0456 (for Mod. 25R)



101.0460 (for Mod. 19R)

Ref.	Type	Packing Hints
<b>for Mod. 25R:</b>		
101.0462	Steel Post for Mod. 25R, 40 cm	1 piece
101.0455	Steel Post for Mod. 25R, 60 cm	1 piece
101.0456	Steel Post for Mod. 25R, 80 cm	1 piece
100.0253	Drinking bowl Mod. 25R-MS3/4"	1 piece/box
100.0259	Drinking bowl Mod. 25R-VA3/4", st. steel valve	1 piece/box
103.1983	Connection set for 3/4" water circuits	1 set
101.0458	Heating-Set for steel post for Mod. 25R-3/4" or Mod. 1230-VA3/4", 24 V, 80 W	1 set
<b>for Mod. 19R:</b>		
101.0459	Steel Post for Mod. 19R, 60 cm	1 piece
101.0460	Steel Post for Mod. 19R, 80 cm	1 piece
100.0198	Drinking bowl Mod. 19R-MS3/4"	1 piece/box
103.3003	Connection set for 3/4" water circuits	1 piece/bag
101.0461	Heating-Set for steel post for Mod. 19R, 24 V, 80 W	1 set

#### Accessories suitable for both steel posts:

101.0380	Transformer 230/24 V, 100 W	1 piece/box
101.0390	Transformer 230/24 V, 200 W	1 piece/box
101.0392	Transformer 230/24 V, 400 W	1 piece/box
101.0861	Frost protection heating cable, 24 V, 20 W, 2 m	1 piece
101.1863	Frost protection heating cable, 24 V, 30 W, 3 m	1 piece
101.1099	Aluminium adhesive tape, 50 mm wide, 50 m	50 m/roll
101.0389	Thermostat	1 piece/box





## HEATED DRINKING BOWLS FOR CATTLE

### Heated Drinking Bowl

**Model 46 with 3/4" brass valve**

Ref. 100.1463

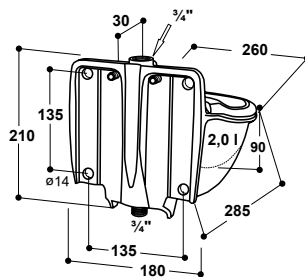
**Model 46 with 3/4" stainless steel valve**

Ref. 100.1469

- Heated drinking bowl with smoothly running tube valve for wall and pipe mounting
- **Frost-protected down to approx. -15°C. Remaining water in the bowl will not freeze.**
- **With subsequent installation of valve heating** (24 V, 5 W, Ref. 101.1405), supplied on demand, is **frost-protected down to -35°C!**
- Drinking bowl made of **cast iron, completely enamelled**
- One drinker is sufficient for 15 – 20 animals
- Easy access to installed heating element, which is installed out of reach for the animals between the two bowl parts
- Smoothly running tube valve in **3/4" brass** or in **3/4" stainless steel with female connection from top and male connection from bottom**
- **Water flow continuously adjustable** from outside by means of a regulation screw
- Capacity of the heating element 80 W/24 V – few power consumption
- Installation on the wall or on 2" – 3" pipes
- For power supply SUEVIA **Transformer 230/24 V** is necessary (for correct choice of transformer see p. 30)
- To ensure a frost-free feed pipe, a **frost protection heating cable** 24 V, 20 W, 2 m (Ref. 101.0861), or a 24 V, 30 W, 3 m (Ref. 101.1863) has to be used. The heating cable should be wrapped around the pipe and connected to the heating element of the drinker in parallel to the power supply cable, coming from the transformer.
- If the heating cable is installed on plastic pipes, make sure that this water pipe is suited for warm and cold water. For better heat distribution the water pipe has to be wrapped with an aluminium adhesive tape (Ref. 101.1099) and insulated.

#### ACCESSORIES:

- **2 fixing brackets** (2x Ref. 101.0180), for fixation on 2" – 3" pipes
- **Connection set for 3/4" water circuits** connection from top or bottom
- **SUEVIA Transformers 230/24 V:** see p. 30
- **Thermostat** (Ref. 101.0389), for automatic switch on/off of transformer, can be optionally installed on demand
- **Valve heating** (Ref. 101.1405), to ensure frost protection down to -35°C!

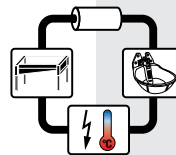


#### RECOMMENDED FOR:

Cattle, bulls, calves, horses, mainly used for subsequent installation

Ref.	Type	Packing Hints
100.1463	Heated drinking bowl Mod. 46-MS3/4", 24 V, 80 W	1 piece/box
100.1469	Heated drinking bowl Mod. 46-VA3/4", 24 V, 80 W	1 piece/box
103.3005	Connection set for 3/4" water circuits, from top	1 piece/bag
103.3006	Connection set for 3/4" water circuits, from bottom	1 piece/bag
101.1405	Valve heating 24 V, 5 W, with thermostat, cable 3 m	1 piece/bag
101.0180	Fixing bracket 2" – 3"	1 piece
101.0380	Transformer 230/24 V, 100 W	1 piece/box
101.0390	Transformer 230/24 V, 200 W	1 piece/box
101.0392	Transformer 230/24 V, 400 W	1 piece/box
101.0861	Frost protection heating cable, 24 V, 20 W, 2 m	1 piece
101.1863	Frost protection heating cable, 24 V, 30 W, 3 m	1 piece
101.1099	Aluminium adhesive tape, 50 mm wide, 50 m	50 m/roll
101.0389	Thermostat	1 piece/box

also with 3/4" stainless steel valve



**Ideal for subsequent installation!**

**Frost-free down to -35°C with additional valve heating!**



protection plate (e.g. 103.1957)

insulation

frost-protection heating cable 24 V, connected to Mod. 46

water pipe (plastic pipe covered with aluminium tape)

power cable 24 V to Mod. 46


Installation scheme, connection from below (for better understanding shown partly without insulation or anti-bite protection, see also p. 28)



101.1405  
Valve Heating  
24 V, 5 W



2 m: 101.0861  
3 m: 101.1863



103.3005



103.3006







## HEATED AND FROST-PROTECTED DRINKERS / HEATING UNITS



### Detailed scheme of heated drinking bowl

When placing the upper part of the bowl on the lower part, the sealing is automatically pressed on the round connection piece

View from below

Drinking bowl upper part



Sealing: automatic sealing on the round connection piece, when placing the upper part of the bowl on the lower part

Lower part

Connection for power supply cable, coming from transformer

1/2" male connection piece, where water supply line is connected

Lower part is screwed into the thermo tube/ concrete pipe with clamping screws

### Heated Drinking Bowl

**Model 41A (80 W heating element)**

Ref. 100.0041

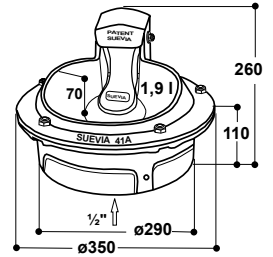
**Model 41A-SIBIRIA (180 W heating element)**

Ref. 100.1041

- Heated drinking bowl made of **cast iron with white enamel finish** in the interior
- **Frost-resistant down to -25°C**
- One drinker is sufficient for 15 – 20 animals
- Smoothly running tongue valve
- Back-stroke-free valve with **high water flow up to 15 l/min**
- Water quantity can be simply adjusted to existing water pressure by exchanging nozzles (included in scope of delivery)
- For water pressure of max. 6 bar
- Valve is designed to close slowly **even at higher water pressure** thus preventing strokes in the water line
- Reliable functioning even when ferruginous or aggressive water is given!
- Capacity of the heating element: 80 W/24 V or 180 W/24 V, according to the version
- **For increased frost protection down to -35°C available with 180 W heating element** (Ref. 100.1041). Heating cable around feed pipe is then recommended (2 m or 3 m, see p. 31)

### ACCESSORIES

- For power supply a SUEVIA **Transformer 230/24 V** is necessary (for correct choice of transformer see p. 30)
- For automatic switch on/off of transformer a **thermostat** (Ref. 101.0389) can be additionally installed (see p. 30).
- Installation on a SUEVIA **Thermo Tube** (see p. 27) or on a concrete tube with an internal diameter of 30 cm



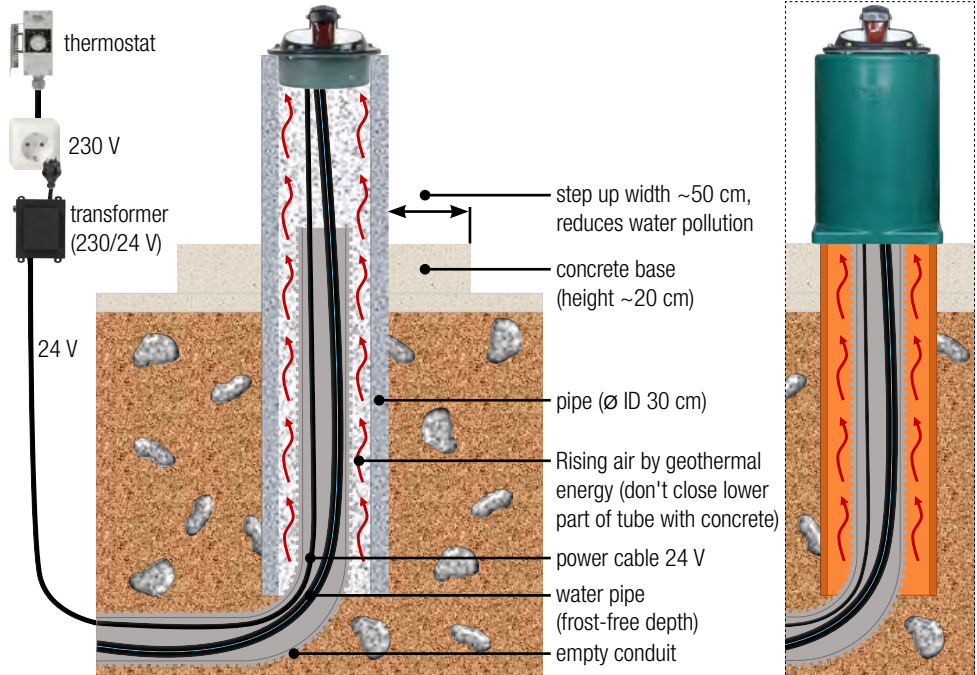
### RECOMMENDED FOR:

Cattle, dairy cows, bulls, horses, pigs

Ref.	Type	Packing Hints
100.0041	Heated drinking bowl Mod. 41A, 24 V, 80 W	1 piece
100.1041	Heated drinking bowl Mod. 41A-SIBIRIA, 24 V, 180 W	1 piece
101.0380	Transformer 230/24 V, 100 W	1 piece/box
101.0390	Transformer 230/24 V, 200 W	1 piece/box
101.0392	Transformer 230/24 V, 400 W	1 piece/box
101.0389	Thermostat	1 piece/box

option concrete pipe

option Thermo tube (e.g. 600 mm)



Please ask your dealer for details.





## HEATED AND FROST-PROTECTED DRINKERS / HEATING UNITS

### Heated Drinking Bowl

**Model 43A (80 W heating element)**

Ref. 100.0043

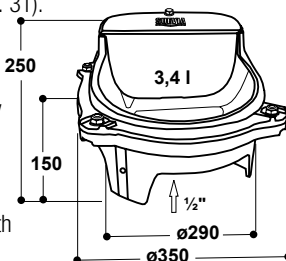
**Model 43A-SIBIRIA (180 W heating element)**

Ref. 100.1044

- **Heated** drinking bowl with float valve
- Made of **cast iron, with white enamelled interior**
- **Frost-resistant down to -20°C**
- One drinker is sufficient for 15 – 20 animals
- Due to float valve, water pressure must not exceed 5 bar!
- Easy adjustable water level
- According to existing water pressure, water flow up to 5 l/min
- This unit is ideal for use with calves, horses, sheep, goats, deer and other small animals with sensitive noses!
- Capacity of the heating element: 80 W/24 V or 180 W/24 V, according to the version
- **For increased frost protection down to -30°C available with 180 W heating element** (Ref. 100.1044, inclusive overheat protection thermostat). Heating cable 24 V around feed pipe is then recommended (2 m or 3 m, see p. 31).

#### ACCESSORIES

- **Anti-spillage ring** in cast iron plastic-coated (Ref. 101.1068)
- For power supply a SUEVIA **Transformer 230/24 V** is necessary (for correct choice of transformer see p. 30)
- For automatic switch on/off of transformer a **thermostat** (Ref. 101.0389) can be additionally installed (see p. 30).
- Installation on a SUEVIA **Thermo Tube** or on a concrete tube with an internal diameter of 30 cm (see below)



101.1068  
Anti-Schleckrand

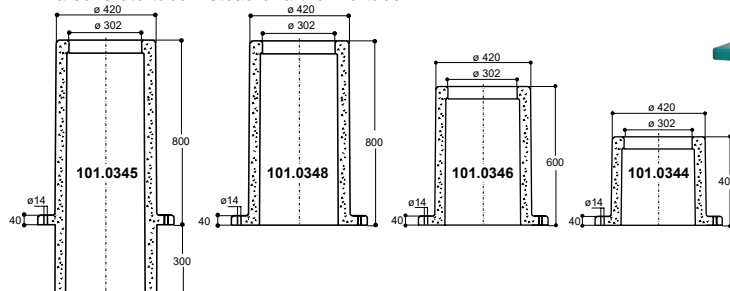


**RECOMMENDED FOR:** Cattle (with anti-suction ring), bulls (with nose ring), calves, horses, sheep, goats, dogs, deer, pigs

Ref.	Type	Packing Hints
100.0043	Heated drinking bowl Mod. 43A, 24 V, 80 W	1 piece
100.1044	Heated drinking bowl Mod. 43A-SIBIRIA, 24 V, 180 W	1 piece
101.0438	Overheat protection thermostat for 100.1043, add-on kit	1 piece
101.1068	Anti-spillage ring, cast iron plastic-coated	1 set
101.0380	Transformer 230/24 V, 100 W	1 piece/box
101.0390	Transformer 230/24 V, 200 W	1 piece/box
101.0392	Transformer 230/24 V, 400 W	1 piece/box
101.0389	Thermostat	1 piece/box

### Thermo Tubes

- For installation of heated drinking bowls Model 41A and 43A
- Made of **premium quality polyethylene**, double-walled and insulated
- Height 400 mm (Ref. 101.0344) for smaller animals like sheep, goats, pigs
- Height 600 mm (Ref. 101.0346) for calves, cattle
- Height 800 mm (Ref. 101.0348) for taller animals such as cattle, dairy cows, horses, etc.
- Height 1100 mm: 800 mm + 300 mm to be set into concrete (Ref. 101.0345) for taller animals such as cattle, dairy cows, horses, etc.
- For young animals with still growing teeth we recommend to use a concrete tube instead of a thermo tube.



double-walled + insulated

Ref.	Type	Packing Hints
101.0344	Thermo tube 400 mm	1 piece
101.0346	Thermo tube 600 mm	1 piece
101.0348	Thermo tube 800 mm	1 piece
101.0345	Thermo tube 1100 mm (800 mm + 300 mm)	1 piece



**NEW!**  
STAINLESS  
STEEL COVER



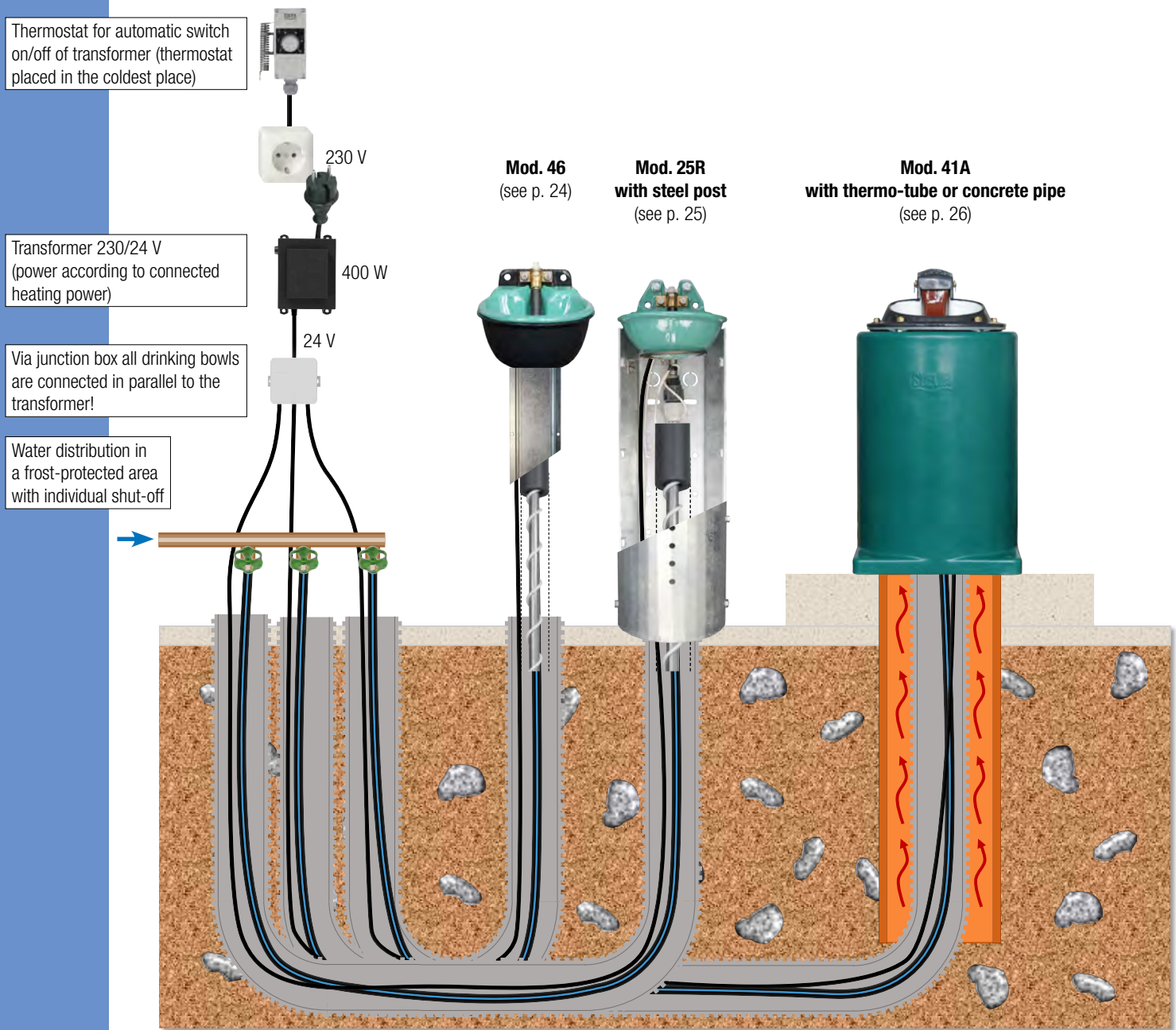




## HEATED AND FROST-PROTECTED DRINKERS / HEATING UNITS

### Installation scheme for heated drinking bowls

#### Frost-free connection of water line in the ground



Installation scheme with optimized view, shown without insulation of pipes. Please ask your dealer for details. Please read mounting instructions carefully!



#### INSIDER TIP!

Keep 24 V cables as short as possible!

Wire cross section	Total power consumption of heated drinking bowls, incl. additional heating element + heating cable, connected to one power supply cable				Max. admitted cable length
	up to 100 Watt	up to 200 Watt	up to 300 Watt	up to 400 Watt	
2,5 mm <sup>2</sup>	83 m	42 m	28 m	21 m	
4,0 mm <sup>2</sup>	132 m	66 m	44 m	33 m	
6,0 mm <sup>2</sup>	200 m	100 m	66 m	50 m	

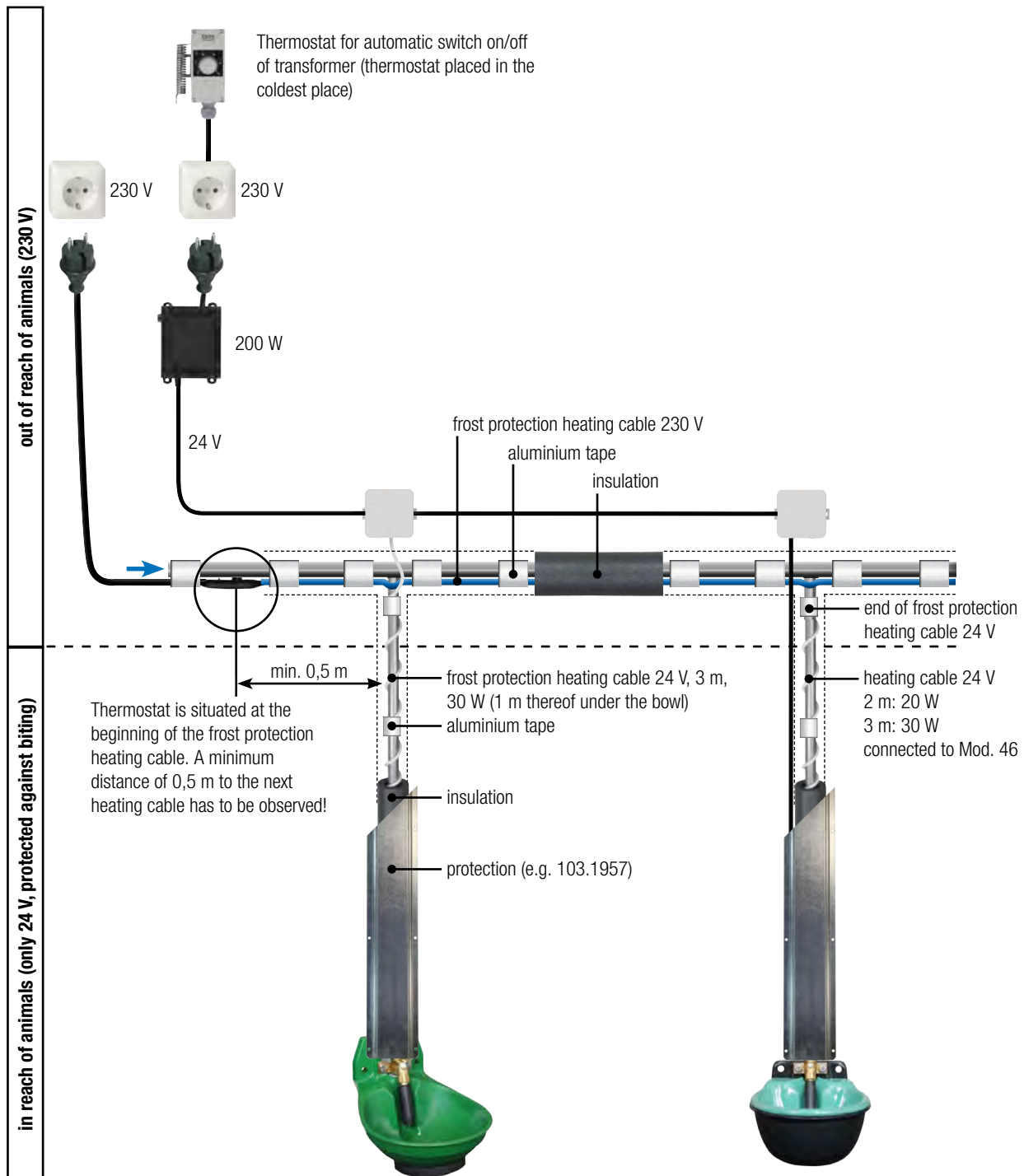
Local norms can vary and have to be checked. Please ensure that a professional electrician installs the system!





### Installation scheme for heated drinking bowls

#### Frost-free connection of water line from the top, by frost protection heating cables



**Mod. 12P-HK** (see p. 22)

with heated plastic bowl

incl. frost protection heating cable 3 m: 24 V, 30 W + frost protection heating cable 24 V (e.g. 2 m): 24 V, 20 W  
= total: **30 W**

**Mod. 46** (see p. 25)

with heat cast iron bowl, 24 V, 80 W

= total: **100 W**





## HEATED AND FROST-PROTECTED DRINKERS / HEATING UNITS



### Transformers 230/24 V 100 W, 200 W, 400 W

- The transformer has to be installed as close as possible to the drinking bowl, but out of reach of the animals. Connection is made to an 230 V plug socket. The transformer is transforming to 24 V AC.
- Protection – IP44. Connected without AC plug through a junction box – IP54.
- Highest security: short-circuit resistance (fine wire fuse) and overload protection (self-resetting temperature fuse). Completely encapsulated housing.

Design parameters:

- Transformator-power  $\geq$  sum of connected power  
example: to a 400 W-transformer can be connected:
  - variant 1: 4x 80 W (Mod. 46) + 4x 20 W (frost protection heating cable 2 m)
  - variant 2: 5x 80 W (Mod. 41A)
  - variant 3: 2x 180 W (Mod. 41A-SIBIRIA)
- A junction box is placed after the transformer, from whereof every drinking bowl is connected separately. A loop-through from drinking bowl to drinking bowl complicates troubleshooting.
- Energy saving tips: Transformers should be switched on/off automatically by a thermostat (see below).
- It is not allowed to overload a transformer. e.g. 440 W connected to a 400 W transformer, is not allowed!
- Merging several transformers at secondary circuit (24 V) is not allowed!
- If there are any unclear points or should you require additional information please consult your local dealer.

Ref.	Type	Packing Hints
101.0380	Transformer 230/24 V, 100 W	1 piece/box
101.0390	Transformer 230/24 V, 200 W	1 piece/box
101.0392	Transformer 230/24 V, 400 W	1 piece/box



### Thermostat

Ref. 101.0389

- For automatic switch on/off of transformer with max. 16 A, 230 V
- You can't forget to plug off the transformer. The thermostat turns off automatically at warm temperatures!
- Installation is made into supply line leading to the transformer
- With **one thermostat** the following amount of SUEVIA **Transformers** can be operated:
  - or max. 20 x transformer 100 W
  - or max. 10 x transformer 200 W
  - or max. 5 x transformer 400 W

Ref.	Type	Packing Hints
101.0389	Thermostat	1 piece/box



### Aluminium Adhesive Tape

50 mm wide, 50 m

Ref. 101.1099

- When plastic pipes are used and for better heat distribution the pipe has to be wrapped first with an aluminium adhesive tape
- One meter of ½" pipe requires approximately 2 m of tape, and one meter of ¾" pipe approx. 2,5 m of tape
- Width of tape 50 mm (2"); length of roll in total 50 m

Ref.	Type	Packing Hints
101.1099	Aluminium adhesive tape, 50 mm wide, 50 m	50 m/roll



## HEATED AND FROST-PROTECTED DRINKERS / HEATING UNITS

### Frost Protection Heating Cable 230 V with Thermostat

Heating cable with thermostat at the beginning. Heating power ~15-18 W/m.  
Cable structure: Plug 230 V, 2 m (6,6") connecting cable (cold), Thermostat, heating cable (length depending on type).

**Mounting instructions:** Installation has to be done in parallel to the steel tube underside. Even in very cold ambient temperatures the frost protection heating cable prevents cold water pipes (up to 1" ) from freezing. The thermostat has to be mounted in the coldest place and **automatically switches on at +5°C (41°F) and off** when temperature is higher than +15°C (59°F). The water line pipes must be insulated. In the area of animals the cable has to be protected against being bitten by the animals or other damages. The heating cable must not be shortened! Remaining rests can be winded around the steel pipe. SUEVIA frost protection heating cables are available in indicated fix lengths. A residual current device has to be provided by the customer. If this heating cable is installed on appropriate plastic pipes, make sure that this water pipe is suited for warm and cold water. For better heat distribution the plastic water pipe has to be wrapped first with an aluminium adhesive tape (Ref. 101.1099).

#### ACCESSORIES:

- **Aluminium adhesive tape**, 50 mm wide, 50 m long (Ref. 101.1099)

Ref.	Type	Packing Hints
101.1602	Frost protection heating cable, 230 V, 33 W, 2 m	1 piece/bag
101.1604	Frost protection heating cable, 230 V, 60 W, 4 m	1 piece/bag
101.1608	Frost protection heating cable, 230 V, 120 W, 8 m	1 piece/bag
101.1612	Frost protection heating cable, 230 V, 180 W, 12 m	1 piece/bag
101.1618	Frost protection heating cable, 230 V, 245 W, 18 m	1 piece/bag
101.1625	Frost protection heating cable, 230 V, 365 W, 25 m	1 piece/bag
101.1636	Frost protection heating cable, 230 V, 600 W, 36 m	1 piece/bag
101.1648	Frost protection heating cable, 230 V, 790 W, 48 m	1 piece/bag
101.1099	Aluminium adhesive tape, 50 mm wide, 50 m	50 m/roll



### Frost Protection Heating Cable 24 V

20 W, 2 m

30 W, 3 m

Ref. 101.0861

Ref. 101.1863

- **Provides frost protection for feed pipes** in galvanized steel or appropriate plastic!
- **Highly recommended** to ensure a frost-free feed pipe leading to e.g. Model 46, 127K-H, 130P-H, 500, 520, 600, 620 and all types of troughs.
- Frost protection heating cable is wrapped around the water pipe and connected to the transformer like the heating element of the drinker. If plastic pipes are used, they must first be wrapped with an aluminium adhesive tape. All water line pipes must be insulated.

Ref.	Type	Packing Hints
101.0861	Frost protection heating cable, 24 V, 20 W, 2 m	1 piece
101.1863	Frost protection heating cable, 24 V, 30 W, 3 m	1 piece



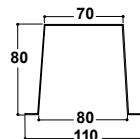
2 m: 101.0861  
3 m: 101.1863



### Protection plate, galvanized

Ref. 103.1957

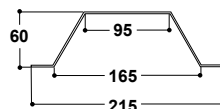
- Protection plate for tubes
- Galvanized steel
- Length x width x height: approx. 100 x 11 x 8 cm



### Protection Plate, Stainless Steel

Ref. 103.1958

- Protection plate for tubes
- Made of stainless steel
- Length x width x height: approx. 100 x 21,5 x 6 cm



Ref.	Type	Packing Hints
103.1957	Protection plate, galvanized, 100 x 11 x 8 cm	1 piece
103.1958	Protection plate, stainless steel, 100 x 21,5 x 6 cm	1 piece



103.1957

103.1958




103.1958  
with Mod. 12P



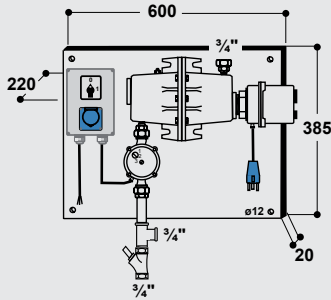


## HEATING UNITS


400 V    230 V  
101.0300    101.0303



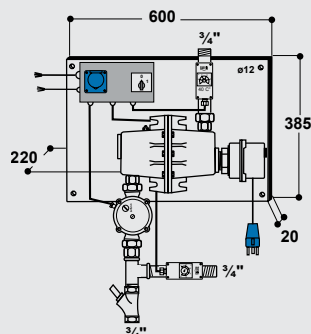
included in scope of delivery:



230 V



included in scope of delivery:



### Heating Unit

#### Model 300, 3000 W, 400 V

Ref. 101.0300

#### Model 303, 3000 W, 230 V

Ref. 101.0303

- Provides frost-protected water in **insulated water circuits** (1/2" or 3/4" pipe). Circuit length **max. 200 m**
- Designed for use in exposed locations and free stalls especially for cattle, horses, pigs and sheep. Animals are provided with water in a reliable way, even in very frosty conditions.
- Heating units Model 300 and 303 are equipped each **with one 3000 W heating element** and a **circulation pump with stainless steel base (230 V, 93 W)**
- Heating element is thermostatically controlled and equipped with an overheating protection (STC). Desired water flow temperature can be adjusted at a regulable switch.
- Cage of heating element in premium cast iron, enamelled
- Model 300 and Model 303 are factory-mounted on a plate ready for immediate installation and use! Water connections are hold in 3/4".
- Scope of delivery includes vent-valve, pressure relief valve, non-return valve, and non-return flap
- One residual-current device 30mA has to be provided by the customer.

Ref.	Type	Packing Hints
101.0300	Heating unit Mod. 300, 400 V, 3000 W, pump 93 W	1 piece/box
101.0303	Heating unit Mod. 303, 230 V, 3000 W, pump 93 W	1 piece/box
101.0309	Flow control 3/4"	1 piece
101.0308	Alarm system for water circuits	1 set/bag

### Heating Unit with Return Flow Temperature Control

#### Model 317, 3000 W, 230 V

Ref. 101.0317

- Provides frost-protected water in **insulated water circuits** (1/2" or 3/4" pipe). Circuit length **max. 200 m**
- Designed for use in exposed locations and free stalls especially for cattle, horses, pigs and sheep. Animals are provided with water in a reliable way, even in very frosty conditions.
- Heating unit Model 317 is equipped **with one heating element (230 V, 3000 W)** and with a **circulation pump with stainless steel base (230 V, 93 W)**.
- Cage of heating element in premium cast iron, enamelled
- The unit is factory-mounted on a plate and ready for installation. Water connections are hold in 3/4".
- **With return flow temperature control:** Desired return water flow temperature is regulated by a sensor mounted on the return flow pipe. If return flow water temperature is lower than the adjusted value, the heating element will be automatically switched on.
- Heating elements are thermostatically controlled and equipped with an overheating protection (STC)
- Scope of delivery includes vent-valve, pressure relief valve, non-return valve, and non-return flap
- Two residual-current devices 30mA have to be provided by the customer. They serve to secure the pump and the heating elements in a separated way.

Ref.	Type	Packing Hints
101.0317	Heating unit Mod. 317, 230 V, 3000 W, pump 93 W	1 piece/box
101.0309	Flow control 3/4"	1 piece
101.0308	Alarm system for water circuits	1 set/bag

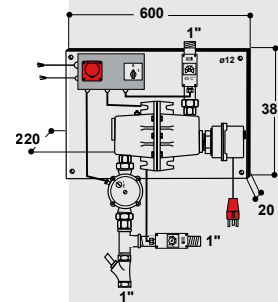



### Heating Unit with Return Flow Temperature Control Model 311, 3000 W, 400 V

Ref. 101.0311

- Provides frost-protected water in **insulated water circuits** (¾" or 1" pipe) for circuit length **max. 250 m**
- Designed for use in exposed locations and free stalls especially for cattle, horses, pigs and sheep. Animals are provided with water in a reliable way, even in very frosty conditions.
- Cage of heating element in premium cast iron, enamelled
- Heating unit Model 311 is equipped **with one 3000 W, 400 V heating element** and a **high-capacity circulation pump with stainless steel base (230 V, 400 W)**
- The unit is factory-mounted on a plate and ready for installation. Water connections are hold in 1".
- **With return flow temperature control:** Desired return water flow temperature is regulated by a sensor mounted on the return flow pipe. If return flow water temperature is lower than the adjusted value, the heating element will be automatically switched on.
- Heating element is thermostatically controlled and equipped with an overheating protection (STC)
- Scope of delivery includes vent-valve, pressure relief valve, non-return valve, and non-return flap
- Two residual-current devices 30mA have to be provided by the customer. They serve to secure the pump and the heating element in a separated way.

Ref.	Type	Packing Hints
101.0311	Heating unit Mod. 311, 400 V, 3000 W, pump 400 W	1 piece/box
101.0309	Flow control ¾"	1 piece
101.0310	Flow control 1"	1 piece
101.0308	Alarm system for water circuits	1 set/bag



included in scope of delivery:



### Alarm System for Water Circuits

Ref. 101.0308

Consists of a thermostat and a signal horn, 230 V. It has to be installed separately from the heating unit, in the stable at the water circuit pipe. When temperature falls e.g. under adjusted +5°C, the alarm signal is activated informing about a drop in temperature!

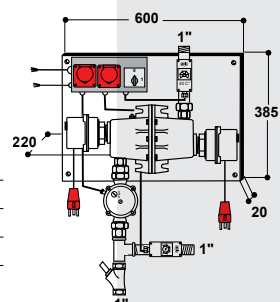



### Heating Unit with Return Flow Temperature Control Model 312, 6000 W, 400 V


Ref. 101.0312

- Provides frost-protected water in **insulated water circuits** (¾" or 1" pipe) for circuit length **max. 350 m**
- Designed for use in exposed locations and free stalls especially for cattle, horses, pigs and sheep. Animals are provided with water in a reliable way, even in very frosty conditions.
- Cage of heating element in premium cast iron, enamelled
- Heating unit Model 312 is equipped **with 6000 W (2x 3000 W, 400 V heating elements)** and a **high-capacity circulation pump with stainless steel base (230 V, 400 W)**
- The unit is factory-mounted on a plate and ready for installation. Water connections are hold in 1".
- **With return flow temperature control:** Desired return water flow temperature is regulated by a sensor mounted on the return flow pipe. If return flow water temperature is lower than the adjusted value, the heating element will be automatically switched on.
- Heating elements are thermostatically controlled and equipped with an overheating protection (STC)
- Scope of delivery includes vent-valve, pressure relief valve, non-return valve, and non-return flap
- Two residual-current devices 30mA have to be provided by the customer. They serve to secure the pump and the heating elements in a separated way.

Ref.	Type	Packing Hints
101.0312	Heating unit Mod. 312, 400 V, 6000 W, pump 400 W	1 piece/box
101.0309	Flow control ¾"	1 piece
101.0310	Flow control 1"	1 piece
101.0308	Alarm system for water circuits	1 set/bag




included in scope of delivery:








## HEATING UNITS



### Heating unit HEATFLOW MINI, 230 V, 3000 W

- Provides frost-protected water in **insulated water circuits** (¾"). Circuit length **max. 200 m**
- The **heating unit HEATFLOW MINI is available with heating power of 3000 W** and is especially developed for **free stalls** for cattle, horses, pigs and sheep.
- The heating element heats up a secondary water, which transfers the heat to the drinking water for the animals. A maximum temperature of 40°C reduces the appearance of lime to a minimum. Therefore it is especially developed for keeping **circuit pipes with limy water frost-free!**
- **With return flow temperature control:** Desired temperature of return water flow is regulated by a sensor mounted on the return flow pipe. If return water flow temperature is lower than the adjusted value, the heating element will be automatically switched on.
- Equipped with a **circulation pump with stainless steel base (230 V, 93 W)**
- The heating element is equipped with an overheating protection (STC).
- Scope of delivery includes vent-valve, pressure relief valve, non-return valve, and non-return flap
- Two residual-current devices 30mA have to be provided by the customer. They serve to secure the pump and the heating element in a separated way.

Ref.	Type	Packing Hints	
101.2280	Heating unit HEATFLOW MINI, 230 V, 3000 W, 93 W pump	1 piece	
101.0309	Flow control ¾"	1 piece	
101.0308	Alarm system for water circuits	1 set/bag	



### Heating units HEATFLOW from 3 to 12 kW

- Provides frost-protected water in **insulated water circuits** (¾" or 1" pipe)
- The **heating units of the HEATFLOW series are available with heating power from 3 to 12 kW** and especially developed for **large free stalls** for cattle, horses, pigs and sheep. 4 different heating units are available (see list below).
- The heating elements heat up a secondary water, which transfers the heat to the primary water. A maximum temperature of 40°C reduces the appearance of lime to a minimum. Therefore the HEATFLOW is especially developed for keeping **circuit pipes with limy water frost-free!**
- **With return flow temperature control:** Desired temperature of return water flow is regulated by a sensor mounted on the return flow pipe. If return water flow temperature is lower than the adjusted value, the heating element will be automatically switched on.
- **Expandable:** you can add another heating element to HEATFLOW units with one heating element. The heating power will then be doubled (e.g. 3+3 kW or 6+6 kW). For example if you extend your barn.
- Equipped with a **high-capacity circulation pump with stainless steel base (230 V, 400 W)**
- Water connections are hold in 1". For easy installation the HEATFLOW units are delivered with two armoured tubes.
- The heating elements are equipped with an overheating protection (STC)
- Scope of delivery includes vent-valve, pressure relief valve, non-return valve, and non-return flap
- Two residual-current devices 30mA have to be provided by the customer. They serve to secure the pump and the heating element in a separated way.

#### OPTIONS:

Ref.	Type	Heating Power	Pump Power	Circuit Length (max.)	Packing Hints
101.2203	Heating unit HEATFLOW 3 kW	<b>3 kW</b> (1x 3 kW)	400 W	250 m	2 pieces/pallet
101.2233	Heating unit HEATFLOW 3+3 kW	<b>6 kW</b> (2x 3 kW)	400 W	350 m	2 pieces/pallet
101.2206	Heating unit HEATFLOW 6 kW	<b>6 kW</b> (1x 6 kW)	400 W	350 m	2 pieces/pallet
101.2266	Heating unit HEATFLOW 6+6 kW	<b>12 kW</b> (2x 6 kW)	400 W	450 m	2 pieces/pallet
101.0309	Flow control ¾"	--	--	--	1 piece
101.0310	Flow control 1"	--	--	--	1 piece
101.0308	Alarm system for water circuits	--	--	--	1 set/bag

#### INSIDER TIP!

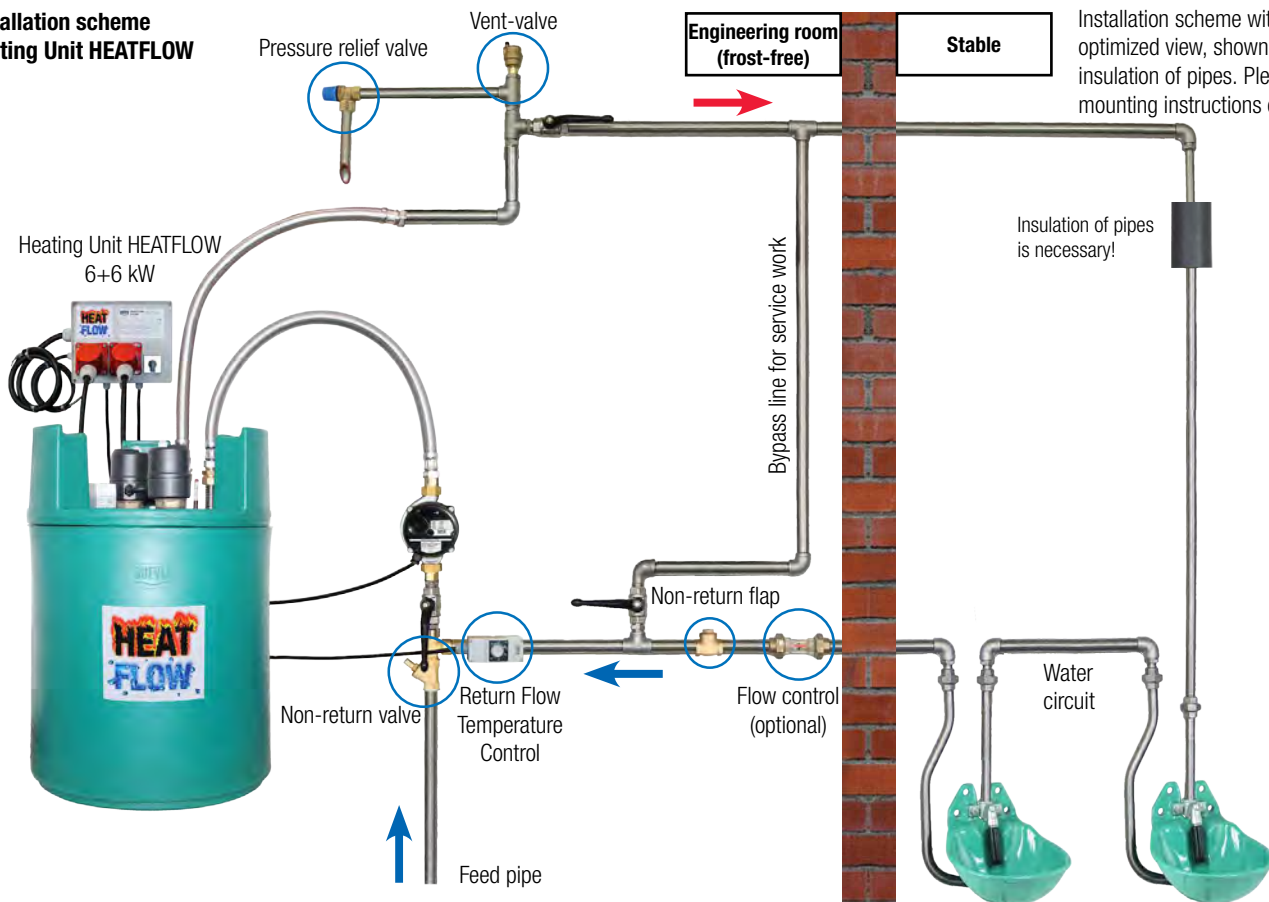
Heating Units HEATFLOW are especially developed for frost protection of **circuit pipes with limy water!**



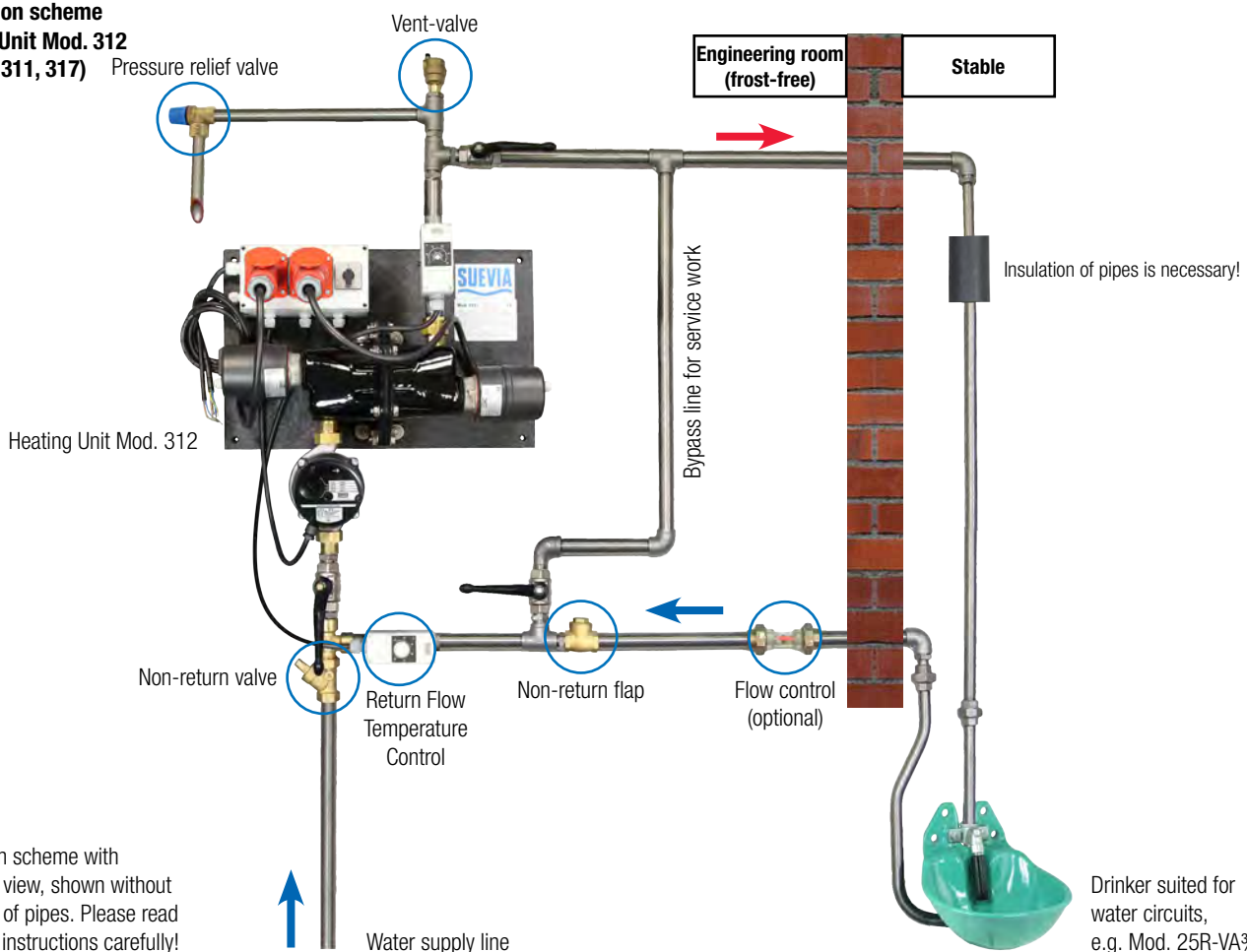


## HEATING UNITS

### Installation scheme Heating Unit HEATFLOW



### Installation scheme Heating Unit Mod. 312 (or Mod. 311, 317)







## HEATED AND FROST-PROTECTED DRINKERS / HEATING UNITS



Drainage hole downwards

**2 DRAINAGE HOLES!**



Front evacuation

No wet or frozen manure in winter due to second drainage hole downwards!

**COVER CAN BE TILTED UPWARDS!**



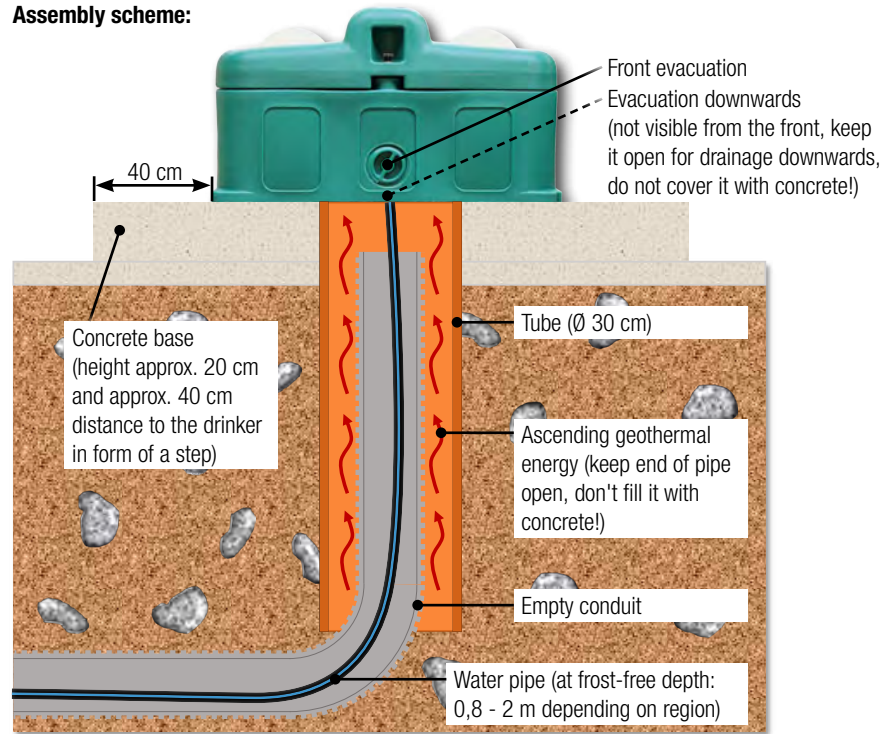
### Frost-Protected Drinkers Thermo Source

SUEVIA Thermo Source Drinkers are **very well insulated** drinking facilities made of premium quality **UV-resistant polyethylene**, which provide frost-protected water **without use of electricity**. The perfect insulation prevents a drop in temperature and the water in the bowl from freezing even when extreme minus temperatures are given. The water supply line has to be placed in a frost-free depth valid for your area! "Earth-warm" water (in winter season approx. 6°C) runs into the thermo drinker through the high-capacity MAXIFLOW float-valve (up to 40 l/min) installed in the middle of the trough. Water level can be adjusted at MAXIFLOW float valve. Constant drinking out of the trough by the animals guarantees a continued renewal of "earth-warm" water in the drinker!  
**We recommend Thermo Source Drinkers in particular for those cases when no electricity is available in the stable!**

**Mod. 630 and Mod. 640**, for cattle and horses. The drinking place is closed with a ball, which is pushed aside by the animals when they want to drink. After leaving the drinking place, the ball closes the opening again.

**Mod. 850 and Mod. 860**, with visible water surface: suited **for animals with sensitive noses**. Water remains constantly accessible for the animals, they can see and smell the water! They do not have to press down balls or lift up flaps for drinking. Even very young animals accept this drinker in the very first days of life!

#### Assembly scheme:



Please ask your dealer for details.



double-walled + insulated

**Easy opening without use of tools!** The cover can now be tilted upwards.

**Large drainage hole!** Due to a wide opening – evacuation within seconds

#### INSIDER TIP!

In order to avoid the danger of being soiled we recommend to place the thermo source drinker on a socle of approx. 20 cm of height. This socle should be large enough that when the animals want to drink they have to make a step with their forelegs on the basement: they will never make a step backwards onto the socle!







# SUEVIA

## HEATED AND FROST-PROTECTED DRINKERS / HEATING UNITS

### Model 630 with one ball drinking place

Ref. 130.0630

- Sufficient water supply of approx. **20 big animals, horses / cows**
- Recommended quantity of animals in case of minus temperatures at least 10 animals
- Armoured hose and socle sealing in scope of delivery
- Contents 40 l

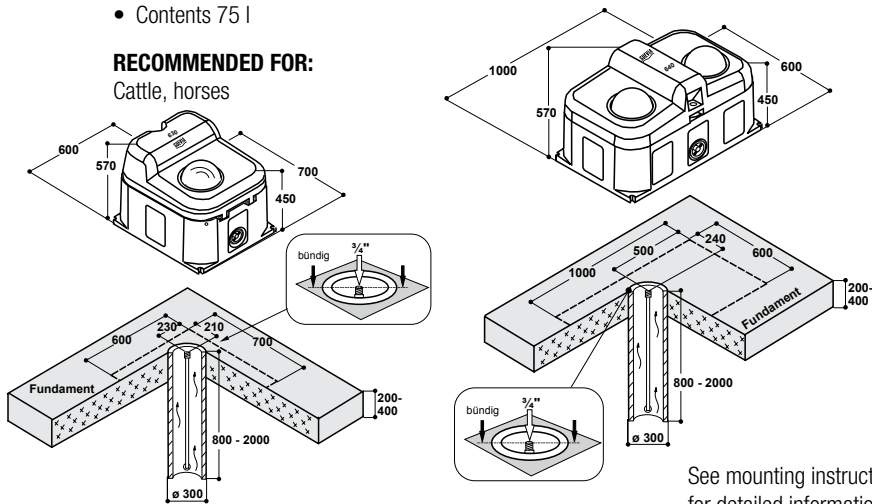
### Model 640 with two ball drinking places

Ref. 130.0640

- Sufficient water supply of approx. **40 big animals, horses / cows**
- Recommended quantity of animals in case of minus temperatures at least 20 animals
- Armoured hose and socle sealing in scope of delivery
- Contents 75 l

#### RECOMMENDED FOR:

Cattle, horses



**FROST-PROTECTED DOWN TO -25°C WITHOUT ELECTRICITY!**



### Model 850 with one drinking place

Ref. 130.0850

- Sufficient water supply of approx. **20 big animals, horses / cows, or 50 sheep / goats**
- Recommended quantity of animals in case of minus temperatures at least 10 big animals or 35 sheep / goats
- Armoured hose and socle sealing in scope of delivery
- Contents 40 l, dimensions see Mod. 630

### Model 860 with two drinking places

Ref. 130.0860

- Sufficient water supply of approx. **40 large animals, horses / cows, or 100 sheep / goats**
- Recommended quantity of animals in case of minus temperatures at least 20 big animals or 75 sheep / goats
- Armoured hose and socle sealing in scope of delivery
- Contents 75 l, dimensions see Mod. 640

#### RECOMMENDED FOR:

Calves, horses, sheep, goats

Ref.	Type	Packing Hints
130.0630	Thermo Source Model 630, 1 drinking place	1 piece
130.0640	Thermo Source Model 640, 2 drinking places	1 piece
130.0850	Thermo Source Model 850, 1 drinking place	1 piece
130.0860	Thermo Source Model 860, 2 drinking places	1 piece
131.6070	Heating Element for Mod. 630/640, 24 V, 180 W	1 piece/bag
131.6071	Heating Element for Mod. 850/860, 24 V, 180 W	1 piece/bag

**FROST-PROTECTED DOWN TO -10°C WITHOUT ELECTRICITY!**



Bowl with perforated cup in stainless steel

**HEATING ELEMENT for enhanced frost protection**  
**Mod. 630/640 FROST-PROTECTED down to -35°C**  
**Mod. 850/860 FROST-PROTECTED down to -25°C**

Transformer necessary!







## TROUGHS AND DRINKERS FOR FREE STALLS

### Troughs and Drinkers for Free Stalls

#### INSIDER TIP!

Prerequisite of a high milk production level is an optimal water supply system! Dairy cows have a very pronounced sense of taste! Especially among dairy cows, SUEVIA troughs that do not soil easily and can be quickly cleaned will soon pay off!



In order to achieve high milk production it is necessary to give cows the opportunity to drink as much water as possible. **Dairy cows require 4-5 liters of water to produce 1 liter of milk.** They can cover a part of their demand by eating fodder. On hot summer days animals may drink up to additional 150 liters of water, depending on their milk production. On average they drink up to 5 to 8 liters per minute. However when the cows are extremely thirsty they manage to drink up to 25 liters per minute. Your water supply equipment will require technology to cover this great demand! We therefore recommend the installation of one drinking trough for up to 15 – 20 animals in free stalls for dairy cows. The distance between each of the troughs should not be more than 15 meters. Please ensure that you allow the animals in each group to have access to at least 2 drinking troughs.

**For dairy cows** we recommend the installation of **SUEVIA high-capacity troughs.** These will give the animals the opportunity to drink water quickly and in large quantities. In many stalls **a combination of space-saving valve troughs and large, voluminous troughs** is very reasonable and recommended.

The space saving **SUEVIA valve trough drinkers** Model 480, 490, 500 and 520 can be installed in every free stall for dairy cows. Due to the high-output valve a water supply of up to 30 liters per minute can be achieved. Fodder remnants which are carried into the troughs by the animals, are taken in by the animals again. Due to high water supply and the special trough construction lengthy time-consuming cleaning of the troughs can be reduced to a minimum. As the water depth is very low, the fodder pieces can not settle and the trough is **therefore self-cleaning. Of course these troughs can also be frost-protected!**

Our **trough drinkers with float valves** Model 600 and 620 are preferably installed for animals with anti-suction rings. These troughs also guarantee a very high water supply of up to 40 liters per minute. When using an additional heating element the trough drinkers can be kept frost-free at low extra cost.







## TROUGHS AND DRINKERS FOR FREE STALLS



In particular for regions with extremely long and hard winter season SUEVIA developed the **ISO-Drinker** Model 6620. These compact high-performance drinkers are delivered equipped as standard with an installed heating element and an insulated body. They ensure a sufficient supply in water for your animals even in very frosty conditions.

SUEVIA completed his program with very well insulated high-performance **ISO-Drinkers and Thermo Drinkers 2,3 m, 2,7 m and 4,3 m**, which are very versatile in use!

After milking, cows take in up to 30 % of their daily water requirements. As a result it makes sense to offer the animals water in long drinking troughs after having left the milking parlour. Until the herd has settled and arranged their own ranking order again after milking, it can be observed that under these circumstances and only in these moments the cows are ready to accept other cows to drink simultaneously out of one trough. The farmer has then the choice to install **SUEVIA quick drainage troughs, SUEVIA Thermo trough drinkers or SUEVIA tip-over troughs**.

The **SUEVIA quick drainage troughs**, as well as **SUEVIA Thermo troughs** have a conical and inclined floor and are provided with a large diameter drainage hole. In order to empty or clean the trough the drainage plug is removed: **water is directly channelled downwards** through drainage tube in a quick way! **No ice in front of the trough in winter season!**

The **SUEVIA flat tip-over troughs** are simply cleaned by tipping them over. In order to provide a sufficient amount of water to the animals, these troughs are equipped with the high-capacity SUEVIA MASTERFLOW float-valve, which enables a water supply of up to 40 liters per minute. They are connected to a fixed water pipe.

**You will find a detailed description of the different frost protection possibilities for each of the SUEVIA trough drinkers in the respective product descriptions.**





## TROUGHS AND DRINKERS FOR FREE STALLS



### Compact Trough Drinker 55 cm Compact Trough Drinker 100 cm

Ref. 130.6140

Ref. 130.6150

- Compact trough drinker for wall fixation, sufficient for **15 – 20 animals**
- Completely made of **stainless steel**
- Water flow of up to **40 l/min** permits a continual and efficient watering of the animals
- $\frac{3}{4}$ " male connection, possible from right or left hand side
- With drainage for quick evacuation (55 cm =  $1\frac{1}{4}$ ", 100 cm =  $\varnothing$  50 mm)
- Contents 30 l (55 cm), 60 l (100 cm)

#### ACCESSORIES:

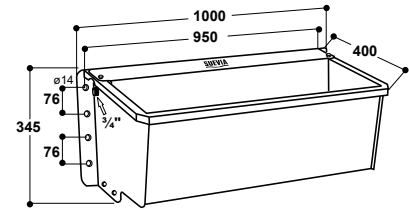
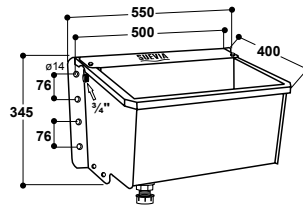
- **Protection bar**, hot-galvanized
- **Circuit pipe**, stainless steel

#### RECOMMENDED FOR:

Cattle, dairy cows, calves, horses, ideal for animals with nose rings or anti-suction ring



Big drainage hole for evacuation and cleaning of the trough




131.1390  
Protection bar,  
hot-galvanized



131.1396  
Protection bar,  
hot-galvanized



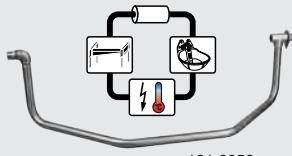
131.6058




131.6059



131.6049  
Circuit pipe  $\frac{3}{4}$ "  
in stainless steel



131.6052  
Circuit pipe  $\frac{3}{4}$ "  
in stainless steel



$\frac{3}{4}$ " male connection,  
possible from right or left  
hand side



Valve Heating (131.0527)  
for increased frost protection  
of the valve

### Options for Frost Protection

#### Heating element 24 V, for installation under the trough

- **Heating element 24 V, 180 W** (Ref. 131.6058 or 131.6059), with heating spiral 24 V, 180 W
- Easy fixation under the trough
- Frost protection **down to -20°C**
- To ensure a frost-free feed pipe, a **frost protection heating cable** 24 V, 20 W, 2 m (Ref. 101.0861), or a 24 V, 30 W, 3 m (Ref. 101.1863) has to be used. This heating cable is connected parallel to the heating spiral of the heating element. Plastic pipes have to be wrapped first with an aluminium adhesive tape.
- For extremely cold areas a **valve heating** (24 V, 7 W, 131.0527) is recommended for increased frost protection.
- For power supply a SUEVIA **transformer** 230/24 V is necessary. For automatic switch on/off of transformer a thermostat (Ref. 101.0389) can be additionally installed.

#### Connection to a water circuit

- **$\frac{3}{4}$ " circuit pipe in stainless steel** (Ref. 131.6049 or 131.3052) suited for installation. If connected to a water circuit and in combination with a SUEVIA heating unit, **frost protection is reached for the water line as well as for the water in the trough.**
- For connection to a water circuit we recommend a SUEVIA **heating unit** (see pages 28 – 31)

Ref.	Type	Packing Hints
130.6140	Compact Trough Drinker 55 cm	1 piece
131.1390	Protection bar, hot-galvanized, for Compact Trough Drinker 130.6140	1 piece
131.6049	Circuit pipe $\frac{3}{4}$ ", stainless steel	1 piece
131.6058	Heating element 24 V, 180 W, for 130.6140	1 piece
130.6150	Compact Trough Drinker 100 cm	1 piece
131.1396	Protection bar, hot-galvanized, for Compact Trough Drinker 130.6150	1 piece
131.6052	Circuit pipe $\frac{3}{4}$ ", stainless steel	1 piece
131.6059	Heating element 24 V, 180 W, for 130.6150	1 piece
131.0527	Valve Heating Mod. 527, 24 V, 7 W	1 piece/bag
101.0390	Transformer 230/24 V, 200 W	1 piece/box
101.0392	Transformer 230/24 V, 400 W	1 piece/box
101.0389	Thermostat	1 piece/box
101.0861	Frost protection heating cable, 24 V, 20 W, 2 m	1 piece
101.1863	Frost protection heating cable, 24 V, 30 W, 3 m	1 piece
101.1099	Aluminium adhesive tape, 50 mm wide, 50 m	50 m/roll



2 m: 101.0861  
3 m: 101.1863





## TROUGHS AND DRINKERS FOR FREE STALLS

### Compact Trough Drinker 45 cm

Ref. 130.6137

- Compact trough drinker, 45 cm wide, for wall fixation
- **With integrated 3/4" circuit pipe** (unmounted)
- Completely made of **stainless steel**
- Water flow of up to **35 l/min** permits a continual and efficient watering of the animals
- With drainage for quick evacuation, plug Ø 50 mm
- Contents 20 l

#### ACCESSORIES:

- **131.1341 Holder** for 130.6137 for 102 mm tube, with screws
- **131.1342 Holder** for 130.6137 for 140 mm tube, with screws
- **131.1343 Holder** for 130.6137 for H-steel beams, with screws

#### RECOMMENDED FOR:

Cattle, dairy cows, calves, horses, ideal for animals with nose rings or anti-suction ring


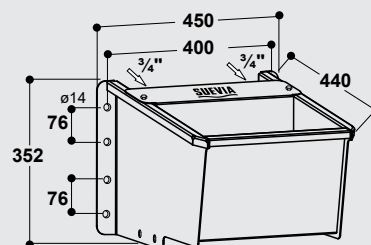
Ref.	Type	Packing Hints
130.6137	Compact Trough Drinker 45 cm, with integrated circuit pipe	1 piece
131.1341	Holder for 130.6137 for 102 mm tube, with screws	1 piece
131.1342	Holder for 130.6137 for 140 mm tube, with screws	1 piece
131.1343	Holder for 130.6137 for H-steel beams, with screws	1 piece




130.6137  
View without cover




130.6137



131.1341



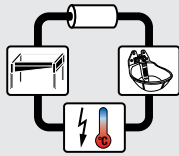
131.1343







## TROUGHS AND DRINKERS FOR FREE STALLS



### Valve Trough Drinker

**Model 480 (connection downwards)**

Ref. 130.0480

**Model 480 (connection upwards)**

Ref. 130.0481

- Valve Trough Drinker with valve cover, which **can be opened without use of tools** and **for connection to a water circuit**
- Trough with **one** drinking place suited **for 15 – 20 animals**
- With integrated connection to a water circuit 2 x 3/4" male (Ref. 130.0480 = downwards, Ref. 130.0481 = upwards)
- Subsequent installation of one **heating element** (Ref. 131.0528) possible
- Ideal for cattle and dairy cows in free stalls – **space-saving, self-cleaning design!**
- Completely made of **stainless steel**
- Water flow of up to **30 l/min** permits a continual and efficient watering of the animals
- Valve operation via large and smoothly running valve flap
- **Always fresh and clean water for your animals:** due to water flow and special design of the bowl feed rests are flushed by the running water and drunk by the animals at the same time
- **Valve cover can be opened without use of tools** for cleaning or service
- Bowl covered towards the upper lip to prevent dirt entry
- Suited for wall or pipe mounting

#### ACCESSORIES:


- **Heating element 24 V, 800 W** (Ref. 131.0528)
- **Protection bar, hot-galvanized**, for Mod. 480, 500, 600 (Ref. 131.1391)
- **Fixation 90°, hot-galvanized**, for Mod. 480, 500, 600 (Ref. 131.1050)
- **Protection bar, hot-galvanized**, for Mod. 480, 500, 600, if installed with fixation 90° (Ref. 131.1394)

#### RECOMMENDED FOR:

Dairy cows, cattle



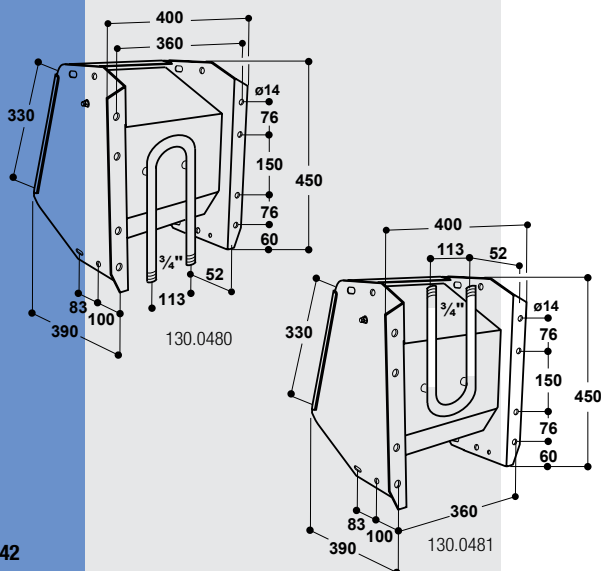
130.0480



130.0481



131.0528



130.0480



130.0481



view from above





## TROUGHS AND DRINKERS FOR FREE STALLS



### Double Valve Trough Drinker

- **Double Valve Trough Drinker with valve cover, which can be opened without tools and for connection to a water circuit**
- Trough with **two** drinking places suited for **30 – 40 animals**
- **Integrated circuit pipe** (with 2 x 3/4" male connection) keeps the valve area frost-protected when connected to SUEVIA Heating Unit
- Subsequent installation of one **heating element** (Ref. 131.0528, 24 V, 160 W) to prevent the water in the trough from freezing
- Ideal for cattle and dairy cows in free stalls – **space-saving, self-cleaning design!**
- Completely made of **stainless steel**
- Water flow of up to **30 l/min** permits a continual and efficient watering of the animals
- Valve operation via large and smoothly running valve flap
- **Always fresh and clean water for your animals:** due to water flow and special design of the bowl feed rests are flushed by the running water and drunk by the animals at the same time
- **Valve cover can be opened without use of tools** for cleaning or service
- Bowl covered towards the upper lip to prevent dirt entry
- Suited for wall or pipe mounting

#### ACCESSORIES:

- **Connection set for 3/4" water circuits** (Ref. 103.3009), in stainless steel
- **Heating element 24 V, 160 W** (Ref. 131.0463)
- **Protection bar, hot-galvanized**, for Mod. 490, 520, 620 (Ref. 131.1393)

#### RECOMMENDED FOR:

Dairy cows, cattle

Ref.	Type	Packing Hints
130.0490	Double Valve Trough Drinker Mod. 490	1 piece
103.3009	Connection set for 3/4" water circuits, for Mod. 490	1 piece/bag
131.0463	Heating element 24 V, 160 W, for Mod. 490	1 piece
131.1393	Protection bar, hot-galvanized, for Mod. 490, 520, 620	1 piece
101.0390	Transformer 230/24 V, 200 W	1 piece/box
101.0392	Transformer 230/24 V, 400 W	1 piece/box
101.0389	Thermostat	1 piece/box



131.0463



Valve cover can be opened without use of tools for cleaning or service



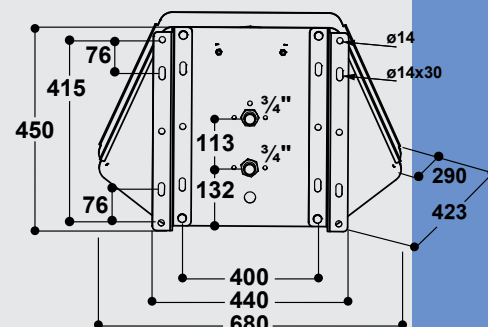
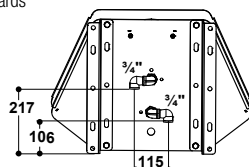
front view

rear view



103.3009 installed for connection downwards

103.3009 installed for connection upwards








## TROUGHS AND DRINKERS FOR FREE STALLS



### INSIDER TIP!

#### Always fresh and clean water for the animals!

Due to water flow and special design of the bowl: feed rests are flushed by the running water and drunk by the animals at the same time.



### SUEVIA Valve Trough Drinkers

- Ideal for cattle and dairy cows in free stalls – **space-saving, self-cleaning design!**
- Completely made of **stainless steel**
- Water flow of up to **35 l/min** permits a continual and efficient watering of the animals
- Valve operation via broad and smoothly running valve flap
- Weight-loaded valve, suited for high and low water pressure
- Connection to a water circuit with connection set for  $\frac{3}{4}$ " water circuits and in combination with a SUEVIA heating unit
- **Always fresh and clean water for your animals:** due to water flow and special design of the bowl feed rests are flushed by the running water and drunk by the animals at the same time
- Bowl covered towards the upper lip to prevent dirt entry
- Suited for wall or pipe mounting

#### ACCESSORIES:

- **Protection bar, hot-galvanized**, for Mod. 480, 500, 600 (Ref. 131.1391)
- **Protection bar, hot-galvanized**, for Mod. 490, 520, 620 (Ref. 131.1393)
- **Fixation 90°, hot-galvanized**, for Mod. 480, 500, 600 (Ref. 131.1050)
- **Protection bar, hot-galvanized**, for Mod. 480, 500, 600, if installed with fixation 90° (Ref. 131.1394)

#### RECOMMENDED FOR:

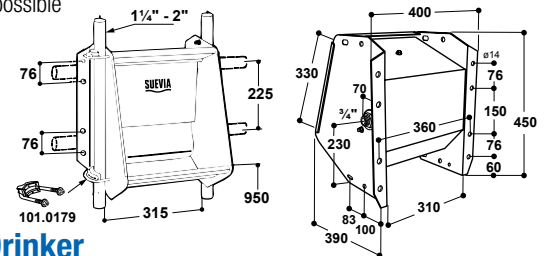
Dairy cows, cattle

### Valve Trough Drinker

#### Model 500

Ref. 130.0500

- Trough with **one** drinking place suited for **15 – 20 animals**
- $\frac{3}{4}$ " **male connection from right or left side** is possible by changing the valve from right to left or vice versa
- Subsequent installation of one **heating element** (Ref. 131.0523) and of a **valve heating** (24 V, 7 W, 131.0527) possible

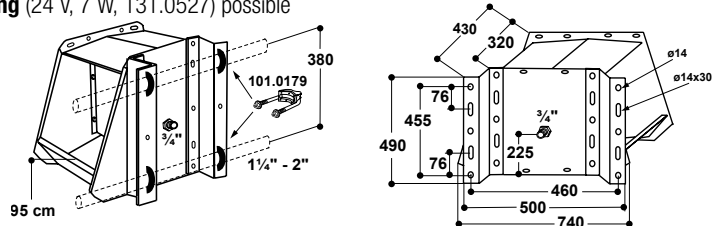


### Double Valve Trough Drinker


#### Model 520

Ref. 130.0520

- Trough drinker with **two facing drinking places** for **30 – 40 animals**
- No fights for an individual place as alongside longer troughs, enabling **two animals to drink simultaneously**
- $\frac{3}{4}$ " lateral male connection
- Supports for lateral wall mounting inclusive
- Subsequent installation of **1 or 2 heating elements** (Ref. 131.0524) and of a **valve heating** (24 V, 7 W, 131.0527) possible



Mod. 500



Mod. 500 or 520



Mod. 520



## TROUGHS AND DRINKERS FOR FREE STALLS

### Options for Frost Protection

#### Frost protection by Heating Element

If frost protection in case of Model 500/520 is desired, a **heating element** (24 V, 80 W) is fixed under the trough. In order to ensure a frost-free feed pipe, a frost protection heating cable 24 V, 20 W, 2 m (Ref. 101.0861), or a 24 V, 30 W, 3 m (Ref. 101.1863) is wrapped around the feed pipe and connected to the heating element in parallel to the power supply cable, coming from the transformer. The heating cable and the water line have to be insulated, however, additionally and protected against biting. For power supply a SUEVIA Transformer 230/24 V is necessary (see p. 30). For automatic switch on/off of transformer a thermostat (Ref. 101.0389) can be additionally installed (see p. 30).

- For Model 500: Heating element (Ref. 131.0523), 24 V, 80 W, to maintain the water frost-protected in the trough
- For Model 520: Heating element (Ref. 131.0524), 24 V, 80 W: installation of one or two heating elements is possible to maintain the water frost-protected in the double trough

#### Increased frost protection down to -35°C

Valve Heating (24 V, 7 W, 131.0527) can be additionally installed. Suited for Mod. 500 and Mod. 520.



#### Connection to a feed pipe

To ensure a frost-free feed pipe, a **frost protection heating cable** 24 V, 20 W, 2 m (Ref. 101.0861), or a 24 V, 30 W, 3 m (Ref. 101.1863) has to be used. The heating cable should be wrapped around the feed pipe and connected to the heating element of the drinker in parallel to the power supply cable, coming from the transformer. If this heating cable is installed on plastic pipes, make sure that this water pipe is suited for warm and cold water. For better heat distribution the water pipe has to be wrapped first with an aluminium adhesive tape (Ref. 101.1099).

#### Connection to a water circuit

- In combination with a SUEVIA **connection set for 3/4" water circuits** (Ref. 103.1984, 103.3004) an easy integration of Model 500/520 into a water circuit is possible! For connection to a water circuit we recommend **SUEVIA heating units** (p. 32 – 35).
- In order to prevent water in the bowl from freezing, use additionally a heating element 131.0523 or 131.0524. Transformer necessary!
- **For extremely cold areas a valve heating** (24 V, 7 W, 131.0527) is recommended for increased frost protection.

Ref.	Type	Packing Hints
130.0500	Valve trough drinker Mod. 500	1 piece
130.0520	Double valve trough drinker Mod. 520	1 piece
131.1391	Protection bar, hot-galvanized, for Mod. 480, 500, 600	1 piece
131.1393	Protection bar, hot-galvanized, for Mod. 490, 520, 620	1 piece
131.1050	Fixation 90°, hot-galvanized, for Mod. 480, 500, 600	1 piece
131.1394	Protection bar, hot-galvanized, for Mod. 480, 500, 600 if installed with fixation 90°	1 piece
131.0523	Heating element Mod. 523, 24 V, 80 W	1 piece
131.0524	Heating element Mod. 524, 24 V, 80 W	1 piece
131.0527	Valve heating Mod. 527, 24 V, 7 W	1 piece/bag
101.0380	Transformer 230/24 V, 100 W	1 piece/box
101.0390	Transformer 230/24 V, 200 W	1 piece/box
101.0392	Transformer 230/24 V, 400 W	1 piece/box
101.0861	Frost protection heating cable, 24 V, 20 W, 2 m	1 piece
101.1863	Frost protection heating cable, 24 V, 30 W, 3 m	1 piece
101.1099	Aluminium adhesive tape, 50 mm wide, 50 m	50 m/roll
101.0389	Thermostat	1 piece/box
103.1984	Connection set for 3/4" water circuits for Mod. 500, 600	1 piece/bag
103.3004	Connection set for 3/4" water circuits for Mod. 520, 620	1 piece/bag
103.3007	Connection set for 1" water circuits for Mod. 520, 620	1 piece/bag







## TROUGHS AND DRINKERS FOR FREE STALLS



### INSIDER TIP!


We recommend troughs with constant water level mainly for animals with nose or anti-suction ring!



View of the drainage plug from below



View of the drainage plug from inside



Mod. 600



Mod. 600



Mod. 620



Mod. 620

### SUEVIA Trough Drinkers with Float Valve

- For all free stalls – **space-saving design!**
- Completely made of **stainless steel**
- With float valve: constant water level
- Continual and efficient drinking of the animals thanks to installed high-performance MAXIFLOW float valve, water flow up to **40 l/min**
- Ideal for animals with nose rings or anti suction ring
- Connection to a water circuit means of a connection set for 3/4" water circuits
- Bowl covered towards the upper lip to prevent dirt entry
- Suited for wall or tube mounting

#### ACCESSORIES:

- **Protection bar, hot-galvanized**, for Mod. 480, 500, 600 (Ref. 131.1391)
- **Protection bar, hot-galvanized**, for Mod. 490, 520, 620 (Ref. 131.1393)
- **Fixation 90°, hot-galvanized**, for Mod. 480, 500, 600 (Ref. 131.1050)
- **Protection bar, hot-galvanized**, for Mod. 480, 500, 600, if installed with fixation 90° (Ref. 131.1394)

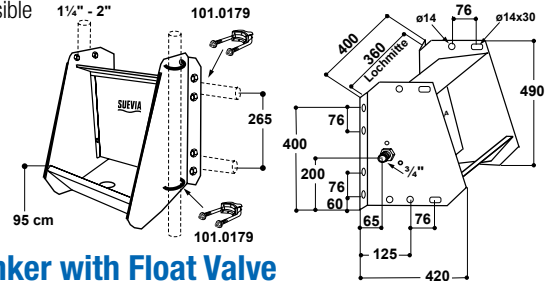
#### RECOMMENDED FOR:

Dairy cows and cattle with nose or anti-suction ring

### Trough Drinker with Float Valve Model 600

Ref. 130.0600

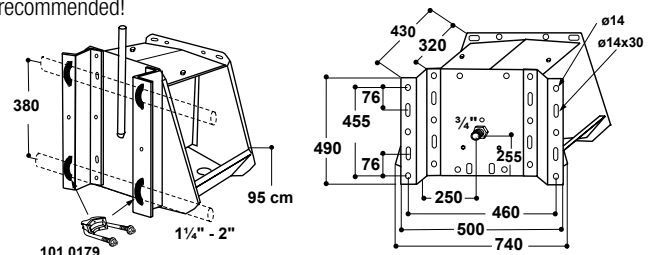
- With one drinking place **for 15 – 20 animals**
- **3/4" male connection from right or left side** is possible by changing the valve from right to left or vice versa
- Integrated large drainage hole
- Installation of one **heating element** (Ref. 131.0524) and of a **valve heating** (24 V, 7 W, 131.0527) possible



### Double Trough Drinker with Float Valve Model 620

Ref. 130.0620

- Trough with two facing drinking places **for 30 – 40 animals**
- No fights for an individual place as given on longer troughs, enabling **two animals to drink simultaneously** on their own chosen place
- 3/4" lateral male connection, possible from left or right
- With two large drainage holes
- Supports for lateral wall mounting inclusive
- Installation of **two heating elements** (Ref. 131.0524) and of a **valve heating** (24 V, 7 W, 131.0527) recommended!





## TROUGHS AND DRINKERS FOR FREE STALLS

### Frost protection by Heating Element

If frost protection in case of Model 600/620 is desired, a **heating element** (24 V) is fixed under the trough. In order to ensure a frost-free feed pipe, a frost protection heating cable 24 V, 20 W, 2 m (Ref. 101.0861), or a 24 V, 30 W, 3 m (Ref. 101.1863) is wrapped around the pipe and connected to the heating element in parallel to the power supply cable, coming from the transformer. The heating cable and the water line have to be insulated, however, additionally and protected against biting. For power supply a SUEVIA Transformer 230/24 V is necessary (see p. 30). For automatic switch on/off of transformer a thermostat (Ref. 101.0389) can be additionally installed (see p. 30).

- For both Models: Heating element Model 524 (Ref. 131.0524), 24 V, 80 W: to maintain the water frost-protected in the trough.
- For Model 620: we recommend the use of two heating elements

### Increased frost protection of the valve, down to -30°C

A valve heating (24 V, 7 W, 131.0527) can be additionally installed. Suited for Mod. 600 and Mod. 620.

### Connection to a feed pipe

To ensure a frost-free feed pipe, a **frost protection heating cable** 24 V, 20 W, 2 m (Ref. 101.0861), or a 24 V, 30 W, 3 m (Ref. 101.1863) has to be used. The heating cable should be wrapped around the pipe and connected to the heating element of the drinker in parallel to the power supply cable, coming from the transformer. If this heating cable is installed on plastic pipes, make sure that this water pipe is suited for warm and cold water. For better heat distribution the water pipe has to be wrapped first with an aluminium adhesive tape (Ref. 101.1099).

### Connection to a water circuit

- In combination with a SUEVIA **connection set for ¾" water circuits** (Ref. 103.1984, 103.3004) an easy integration of Model 600/620 into a water circuit is possible! For connection to a water circuit we recommend **heating units** (p. 32 – 35).
- In order to prevent water in the bowl from freezing, use additionally a heating element Model 524. Transformer necessary!
- **For extremely cold areas a valve heating** (24 V, 7 W, 131.0527) is recommended for increased frost protection (suited for both troughs).

Ref.	Type	Packing Hints
130.0600	Trough drinker with float valve Mod. 600	1 piece
130.0620	Double trough drinker with float valve Mod. 620	1 piece
131.1391	Protection bar, hot-galvanized, for Mod. 480, 500, 600	1 piece
131.1393	Protection bar, hot-galvanized, for Mod. 490, 520, 620	1 piece
131.1050	Fixation 90°, hot-galvanized, for Mod. 480, 500, 600	1 piece
131.1394	Protection bar, hot-galvanized, for Mod. 480, 500, 600 if installed with fixation 90°	1 piece
131.0524	Heating element Mod. 524, 24 V, 80 W	1 piece
131.0527	Valve heating Mod. 527, 24 V, 7 W	1 piece/bag
101.0380	Transformer 230/24 V, 100 W	1 piece/box
101.0390	Transformer 230/24 V, 200 W	1 piece/box
101.0392	Transformer 230/24 V, 400 W	1 piece/box
101.0861	Frost protection heating cable, 24 V, 20 W, 2 m	1 piece
101.1863	Frost protection heating cable, 24 V, 30 W, 3 m	1 piece
101.1099	Aluminium adhesive tape, 50 mm wide, 50 m	50 m/roll
101.0389	Thermostat	1 piece/box
103.1984	Connection set for ¾" water circuits for Mod. 500, 600	1 piece/bag
103.3004	Connection set for ¾" water circuits for Mod. 520, 620	1 piece/bag
103.3007	Connection set for 1" water circuits for Mod. 520, 620	1 piece/bag



131.0524



131.0527  
Valve Heating  
installed in Model  
600



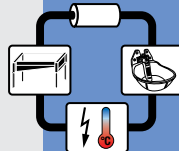
2 m: 101.0861  
3 m: 101.1863



¾": 103.3004  
1": 103.3007  
for Mod. 620



103.1984  
for Mod. 600



131.1393  
Protection bar,  
hot-galvanized,  
for Mod. 490, 520, 620



131.1391  
Protection bar, hot-galvanized,  
for Mod. 480, 500, 600



131.1394  
Protection bar (for Mod. 480,  
500, 600, if installed with  
fixation 90°), hot-galvanized

131.1050  
Fixation 90°,  
hot-galvanized  
for Mod. 480,  
500, 600







## TROUGHS AND DRINKERS FOR FREE STALLS



**Pat.** **SUEVIA Quick Drainage Trough**  
1,4 – 2,85 m (4,2 m see p. 51)

- **Conical inclined trough in stainless steel** for wall mounting
- Anti-spillage rim – water wastage reduced to a minimum
- **Float valve cover can be pivoted upwards without use of tools!**
- Installed float valve **MASTERFLOW**, water flow up to 40 l/min (11 gallons/min), 3/4" male connection.
- Plug inclusive **plug holder DE LUXE!** Drainage plug can be operated above water surface!
- **Large hole for quick drainage;** with holder for drainage tube
- With overflow hole in plug: surplus water of frost protection guard can be flushed through this hole.

**ACCESSORIES:**

- **Legs** (131.6031, 1 set = 4 pieces)
- **Additional float valve** (131.0700 or 131.0738) e.g. for warmed-up water from the milk cooling system (not possible if circuit pipe is installed).
- **Protection plate** (131.6090) to cover connections at the valve side prevents biting into frost protection heating cables and insulation.



Rounded trough and rounded corners

view with legs for ground fixation



**Plug holder DE LUXE:**

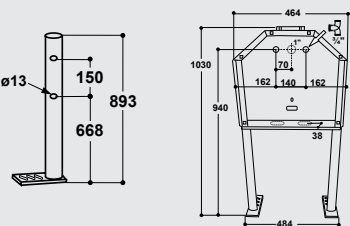
easiest opening and closing above water surface of drainage hole



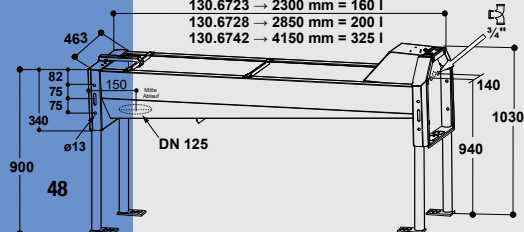
drainage pipe DN125 (on site)

with additional floater 131.0738

protection plate 131.6090



- 130.6714 → 1400 mm = 100 l
- 130.6719 → 1900 mm = 130 l
- 130.6723 → 2300 mm = 160 l
- 130.6728 → 2850 mm = 200 l
- 130.6742 → 4150 mm = 325 l



Ref.	Type	Packing Hints
130.6714	Quick drainage trough 1,4 m	1 piece
130.6719	Quick drainage trough 1,9 m	1 piece
130.6723	Quick drainage trough 2,3 m	1 piece
130.6728	Quick drainage trough 2,85 m	1 piece
130.6742	Quick drainage trough 4,2 m (Info see p. 51)	1 piece
131.6031	1 set of legs (= 4 pieces)	1 set
131.0700	MAXIFLOW float valve, Mod. 700	1 piece
131.0738	Low pressure float valve, Mod. 738	1 piece
131.6090	Bite protection plate in stainless steel	1 piece
131.6060	Heating element Mod. 6060, 24 V, 180 W	1 piece/box
131.6061	Heating element Mod. 6061, 24 V, 180 W	1 piece/box
131.6062	Heating element Mod. 6062, 24 V, 360 W	1 piece/box
131.6063	Heating element Mod. 6063, 24 V, 180 W, with cover	1 piece/bag
131.0527	Valve heating Mod. 527, 24 V, 7 W	1 piece/bag
101.0390	Transformer 230/24 V, 200 W	1 piece/box
101.0392	Transformer 230/24 V, 400 W	1 piece/box
101.0861	Frost protection heating cable, 24 V, 20 W, 2 m	1 piece
101.1863	Frost protection heating cable, 24 V, 30 W, 3 m	1 piece
101.1099	Aluminium adhesive tape, 50 mm wide, 50 m	50 m/roll
101.0389	Thermostat	1 piece/box
131.0521	3/4" frost protection guard	1 piece/box
131.6064	3/4" circuit pipe	1 piece
131.6067	Connection set for 1" water circuits	1 piece
	1" Circuit pipe: see p. 50	




## TROUGHS AND DRINKERS FOR FREE STALLS

### Options for frost protection:

#### Heating element under the trough

- Easy fixation under the trough
- No sharp edges when cleaning the trough
- Provides frost protection of the trough down to approx. **-20°C**
- For a frost-free feed pip: frost protection heating cable 24 V (20 W, 2 m, 101.0861) or 30 W, 3 m, 101.1863). The heating cable is connected parallel to the heating element.
- For power supply a SUEVIA Transformer 230/24 V is necessary. For automatic switch on/off a thermostat (101.0389) can be additionally installed (see p. 30).

Trough (Ref.)	Length	Contents	Heating Element (Ref.)	Voltage, Power
130.6714	1,4 m	100 l	131.6060	24 V, 180 W
130.6719	1,9 m	130 l	131.6061	24 V, 180 W
130.6723	2,3 m	160 l	131.6062	24 V, 360 W
130.6728	2,85 m	200 l	131.6062	24 V, 360 W
130.6742	4,2 m	280 l	131.6062	24 V, 360 W



#### Heating element in the trough

Heating element (24 V, 180 W, 131.6063), with stainless steel cover and cable connection box inclusive. Frost protection of trough down to -20°C. For installation only four holes have to be drilled into the trough's bottom according plan. For power supply a SUEVIA Transformer 230/24 V is necessary. For automatic switch on/off of transformer a thermostat (101.0389) can be additionally installed (see p. 30). For a frost-free feed pip: frost protection heating cable 24 V (20 W, 2 m, 101.0861) or 30 W, 3 m, 101.1863). The heating cable is connected parallel to the heating element.



#### Valve heating

For extremely cold areas a valve heating (24 V, 7 W, 131.0527) is recommended for increased frost protection.


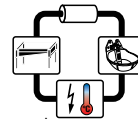


#### Connection to a water circuit

**3/4" circuit pipe** (131.6064) in stainless steel, suited for installation into all quick drainage troughs. If connected to a water circuit and in combination with a SUEVIA heating unit, frost protection is reached for the water line as well as for the water in the trough.


**1" circuit pipe** in stainless steel: see p. 50

**Connection set for 1" water circuits** (131.6067) suited for all quick drainage troughs. When using this connection set, the valve of the trough can easily be by-passed by a 1" water circuit line. For frost protection of the water in the trough an additional installation of a heating element or a frost protection guard is required.



3/4" circuit pipe  
131.6064


1" circuit pipe  
see p. 50



Connection set for  
1" water circuits  
131.6067

#### Frost protection guard

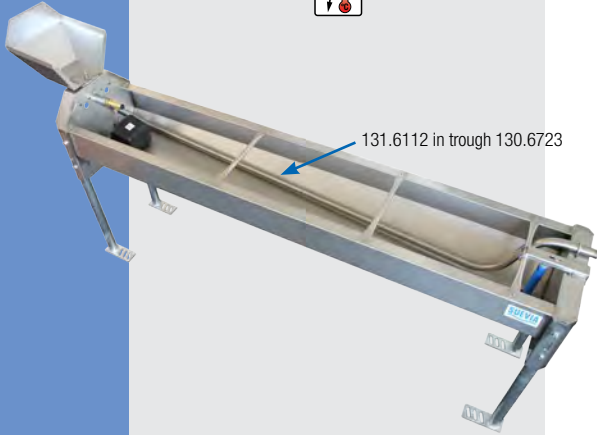
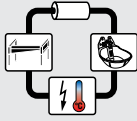
Frost protection without electricity! At risk of frost the installed and adjusted frost protection guard (131.0521) opens automatically, the adjusted water quantity flows into the trough over the float valve, situated under the frost protection guard: water in the trough remains in motion and is prevented from freezing! Surplus water is flushed through this hole in the lever of drainage plug. No ice in front of the trough!







## TROUGHS AND DRINKERS FOR FREE STALLS



### 1" Circuit Pipe for SUEVIA Quick Drainage Troughs for troughs length of 1,4 m - 4,2 m

- The 1" circuit pipe runs through the whole trough from one end to the other. Ideal for water circuits of large free stalls.
- 1" circuit pipe is made of stainless steel. Available as accessory for Quick Drainage Troughs (130.6714, 130.6719, 130.6723, 130.6728) in one piece. For 130.6742 the pipe is divided into two pieces, connected with a union.
- Inclusive all fittings and connection material (see pictures "installation example without accessories" below)
- When using a 1" circuit pipe the installation of a frost protection guard or a bite protection plate is not possible.

#### ACCESSORIES:

- **Elbow 90°, f/m, stainless steel** (Ref. 103.2036) to connect the 1" circuit pipe to a threaded fitting of your plastic pipe. Depending on installation you may need that twice.
- **Elbow 90°, f/f, stainless steel** (Ref. 103.2010) for connection of the 1" circuit pipe to a threaded fitting of your plastic pipe. Depending on your pipe you may need that twice.

Find for each trough the correct 1" circuit pipe:

Trough (Ref.)	Length	1" circuit pipe (Ref.)
130.6714	1,4 m	<b>131.6110</b>
130.6719	1,9 m	<b>131.6111</b>
130.6723	2,3 m	<b>131.6112</b>
130.6728	2,85 m	<b>131.6113</b>
130.6742	4,2 m	<b>131.6114</b>

#### Installation example with elbows (accessories) and plastic pipe:



- + 1" circuit pipe
- + elbow 90° f/m 1" (103.2036)
- + threaded plastic fitting for pipe (by client)

#### Installation example without accessories:




Ref.	Type	Packaging Hints
131.6110	1" circuit pipe for trough 130.6714	1 piece
131.6111	1" circuit pipe for trough 130.6719	1 piece
131.6112	1" circuit pipe for trough 130.6723	1 piece
131.6113	1" circuit pipe for trough 130.6728	1 piece
131.6114	1" circuit pipe for trough 130.6742	1 piece
103.2010	Elbow 90°, f/f, 1", stainless steel	1 piece
103.2036	Elbow 90°, f/m, 1", stainless steel	1 piece

### Plug holder DE LUXE for older Quick Drainage Troughs

- Exchange kit for older Quick Drainage Troughs
- For an easy opening and closing of the drainage plug.
- Easy opening: push the button. Easy closing: just push it down.
- **131.6086: Plug holder DE LUXE with crossbar and bolts**, for the older version of Quick Drainage Troughs, which were delivered without crossbar
- **131.6087: Plug holder DE LUXE without crossbar**, for the troughs, delivered already with crossbar



Ref.	Type	Packing Hints
<b>NEW!</b> 131.6086	Plug holder DE LUXE, with crossbar and bolts	1 set
131.6087	Plug holder DE LUXE, without crossbar	1 set





### SUEVIA Quick Drainage Trough 4,2 m for wall fixation

Ref. 130.6742

130.6742

- Extra long 4,2 m trough
- Suitable for large animal housings: 3,7 m inner trough length provides from 37 up to 46 dairy cows with water (8 – 10 cm trough length for each animal)
- **Only for mounting on a concrete wall** in the middle of crossings in front of cubicles
- Easy transportation thanks to a modular execution made of two parts. The seam of two parts is sealed with silicone and screwed with stainless steel bolts.
- **Conical inclined trough in stainless steel for wall mounting**, inclusive middle console made of stainless steel, which is fixed to the wall and supports the trough in the middle
- **Rounded corners** for animals' comfort
- Anti-spillage rim – water wastage reduced to a minimum
- **Float valve cover can be pivoted upwards without use of tools!**
- Installed float valve **MASTERFLOW**, water flow up to 40 l/min (11 gallons/min), ¾" male connection.
- Plug inclusive **plug holder DE LUXE!** Drainage plug can be operated above water surface!
- **Large hole for quick drainage;** with holder for drainage tube
- With overflow hole in plug: water of frost protection guard can flush through this hole.

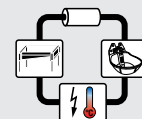
#### ACCESSORIES:

- **Additional float valve** (131.0700 or 131.0738) e.g. for warmed-up water from the milk cooling system (not possible with circuit pipes).
- **Protection plate** (131.6090) to cover connections at the valve side; prevents biting into frost protection heating cable and provides insulation.
- **Frost protection** accessories see table below

Ref.	Type	Packing Hints
130.6742	Quick drainage trough 4,2 m	1 piece
131.6090	Bite protection plate in stainless steel	1 piece
131.0700	MAXIFLOW float valve, Mod. 700	1 piece
131.0738	Low pressure float valve, Mod. 738	1 piece
131.6062	Heating element Mod. 6062, 24 V, 360 W	1 piece/box
131.6063	Heating element Mod. 6063, 24 V, 180 W, with cover	1 piece/bag
131.0527	Valve heating Mod. 527, 24 V, 7 W	1 piece/bag
101.0392	Transformer 230/24 V, 400 W	1 piece/box
101.0861	Frost protection heating cable, 24 V, 20 W, 2 m	1 piece
101.1863	Frost protection heating cable, 24 V, 30 W, 3 m	1 piece
101.1099	Aluminium adhesive tape, 50 mm wide, 50 m	50 m/roll
101.0389	Thermostat	1 piece/box
131.6064	¾" circuit pipe	1 piece
131.6067	Connection set for 1" water circuits	1 piece
131.6114	1" circuit pipe for trough 130.6742 (see p. 50)	1 piece
131.0521	¾" frost protection guard	1 piece/box



View of the middle console



131.6114





## TROUGHS AND DRINKERS FOR FREE STALLS

**NEW!**

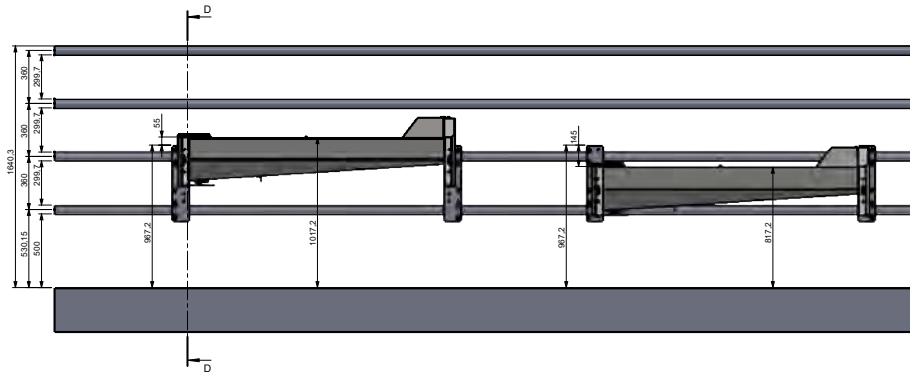


131.6093

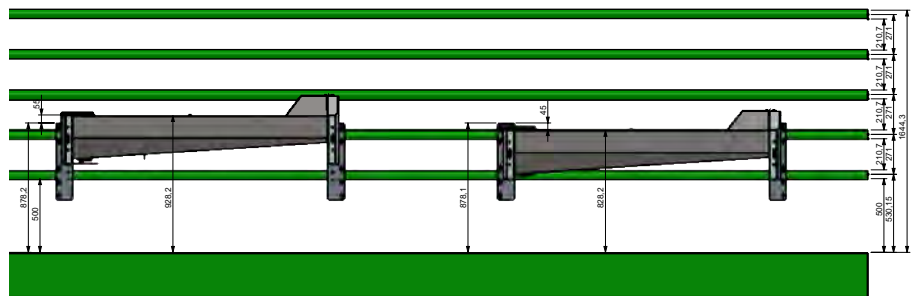


### Fixation plate for Quick Drainage and Volume Trough

- Galvanized plate, for attachment to a wide variety of partitions.
- Scope of delivery: 2 plates and the 4 mounting screws to the trough.
- Mounting brackets (4x 131.0169) available for pipes 1½" - 2" (49 -64 mm).
- Not suitable for 130.6742 (4.2 m Quick Drainage Trough).



Variant 4-tube partition (mounted 500 mm above the floor):  
4 positions between 817 mm and 1017 mm (each 50 mm)














Variant 5-pipe partition (mounted 500 mm above the floor):  
2 positions possible: 828 mm and 928 mm

Ref.	Type	Packing Hints
<b>NEW!</b> 131.6093	2 fixation plates for 4 or 5 bar barriers	1 set
131.0169	Fixing bracket M12 1½" - 2", galvanized	1 piece/bag



### Protection for Quick Drainage and Volume Troughs

- Galvanized, for wall mounting
- Support feet are displaceable. Set-up position as in the graphics, but can be shifted by 5 cm, e.g. for iron in the concrete.
- Modular design. For easy storage for dealers

					
		131.6211	131.6212	Pipe section	
	for 130.6714:	2x	1x	-	
	for 130.6719:	2x	2x	1x 131.6214	
	for 130.6723:	2x	2x	1x 131.6215	
	for 130.6728:	2x	2x	1x 131.6216	
	for 130.6742:	2x	3x	2x 131.6217	
	for 130.6121	2x	2x	1x 131.6218	
	for 130.6131	2x	2x	1x 131.6219	
	for 130.6181	2x	Leg with brackets: 2x 131.6221	1x 131.6220	

**NEW!**





## TROUGHS AND DRINKERS FOR FREE STALLS




**Wall or ground fixations in stainless steel!**

### MAXIMUM OF COW COMFORT!

Rounded edges reduce risk of injuries to a minimum!  
Easy cleaning:



Rounded float valve cover can be pivoted upwards without use of tools



### SUEVIA Flat Tip-Over Trough

1,0 m to 3,0 m for wall and ground fixation



- Trough completely **made of stainless steel, with big rounded corners**: animal friendly construction without salient edges nor corners
- Built-in **rigid 3/4" male water connection**, no flexible connection line necessary
- Connection from right or left hand side possible by relocation of the valve
- Installed float valve MASTERFLOW, water flow up to 40 l/min (11 gallons/min), 3/4" frontal male connection
- **Rounded float valve cover can be pivoted upwards without use of tools!**
- **Water-saving flat drinking trough**, less slurry: water savings per flat tip-over trough up to 25.000 l (6.600 US gallons) per year (taken a cleaning interval of 2 days), compared with normal tip-over troughs with 200 l water contents
- Free and easy access to the water surface and optimal drinking height
- **Wall and ground fixations made of stainless steel**

#### ACCESSORIES:

- **Bite protection shield**, for SUEVIA frost protection heating cables when mounted on SUEVIA flat tip-over troughs:
  - If water line comes **from beneath** (Ref. 131.0581)
  - If water line is connected **from the side** (Ref. 131.0582)

#### RECOMMENDED FOR:

Cattle, dairy cows



2,0 m with stainless steel wall fixation



1,5 m with stainless steel ground fixation



131.0582  
Bite protection shield,  
connected from the side



131.0581  
Bite protection shield,  
connected from beneath



## TROUGHS AND DRINKERS FOR FREE STALLS

### With wall fixation, stainless steel

- Due to the almost even bottom of the trough with the consoles, it is possible to drive under the trough with a manure robot.
- These consoles will be mounted to cubicals or on a wall. A cross bar is not necessary.
- Protection bar, pipe clamps, lever and screws are in galvanized steel.

Ref.	Type	Packing Hints
130.8561	Flat tip-over trough 1,0 m, with stainless steel wall fixation	1 St.
130.8562	Flat tip-over trough 1,5 m, with stainless steel wall fixation	1 St.
130.8563	Flat tip-over trough 2,0 m, with stainless steel wall fixation	1 St.
130.8564	Flat tip-over trough 2,5 m, with stainless steel wall fixation	1 St.
130.8565	Flat tip-over trough 3,0 m, with stainless steel wall fixation	1 St.

### With ground fixation, stainless steel

- Consoles made of stainless steel. Top edge of bowl ~87cm. (same height as standard in galvanized).
- Cross bar, protection bar, pipe clamps, lever and screws are in galvanized steel.

Ref.	Type	Packing Hints
130.8571	Flat tip-over trough 1,0 m, with stainless steel ground fixation	1 St.
130.8572	Flat tip-over trough 1,5 m, with stainless steel ground fixation	1 St.
130.8573	Flat tip-over trough 2,0 m, with stainless steel ground fixation	1 St.
130.8574	Flat tip-over trough 2,5 m, with stainless steel ground fixation	1 St.
130.8575	Flat tip-over trough 3,0 m, with stainless steel ground fixation	1 St.

### With ground fixation, stainless steel, short version

- Consoles made of stainless steel. Top edge of bowl ~64 cm.
- Cross bar, protection bar, pipe clamps, lever and screws are in galvanized steel.

Ref.	Type	Packing Hints
130.8576	Flat tip-over trough 1,0 m, with stainless steel ground fixation, short version	1 St.
130.8577	Flat tip-over trough 1,5 m, with stainless steel ground fixation, short version	1 St.
130.8578	Flat tip-over trough 2,0 m, with stainless steel ground fixation, short version	1 St.
130.8579	Flat tip-over trough 2,5 m, with stainless steel ground fixation, short version	1 St.
130.8580	Flat tip-over trough 3,0 m, with stainless steel ground fixation, short version	1 St.

Ref.	Type	Packing Hints
------	------	---------------

#### Accessories:

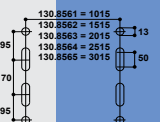
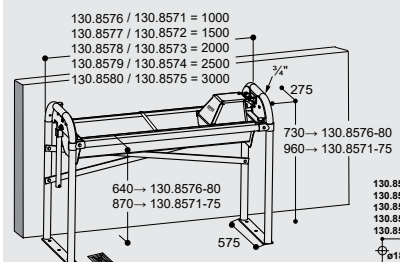
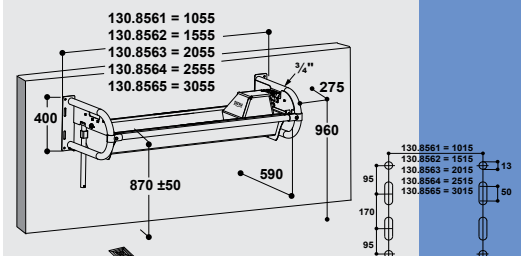

131.0581	Bite protection shield, connected from beneath	1 piece
131.0582	Bite protection shield, connected from the side	1 piece

#### Accessories for heating:

131.6060	Heating element Mod. 6060, 24 V, 180 W	1 piece/box
131.6061	Heating element Mod. 6061, 24 V, 180 W	1 piece/box
131.6062	Heating element Mod. 6062, 24 V, 360 W	1 piece/box
131.6089	Fixation for heating element, for 2,5 + 3 m Flat tip-over trough	1 piece
131.6063	Heating element Mod. 6063, 24 V, 180 W, with cover	1 piece/bag
131.0527	Valve heating Mod. 527, 24 V, 7 W	1 piece/bag
101.0390	Transformer 230/24 V, 200 W	1 piece/box
101.0392	Transformer 230/24 V, 400 W	1 piece/box
101.0861	Frost protection heating cable, 24 V, 20 W, 2 m	1 piece
101.1863	Frost protection heating cable, 24 V, 30 W, 3 m	1 piece
101.1099	Aluminium adhesive tape, 50 mm wide, 50 m	50 m/roll
101.0389	Thermostat	1 piece/box
131.0591	Circuit pipe 3/4", for Flat tip-over trough	1 piece
131.6122	Circuit pipe 1", for Flat tip-over trough 1,5 m	1 piece
131.6123	Circuit pipe 1", for Flat tip-over trough 2 m	1 piece
131.6124	Circuit pipe 1", for Flat tip-over trough 2,5 m	1 piece
131.6125	Circuit pipe 1", for Flat tip-over trough 3 m	1 piece
131.0592	Frost protection guard	1 piece



Due to the almost flush trough bottom with the console, the drinking trough can be driven under with the robots.







## TROUGHS AND DRINKERS FOR FREE STALLS

### Options for frost protection of the Flat Tip-over Trough

#### Heating element under the trough

(Ref. see list)

- Easy fixation under the trough
- No sharp edges when cleaning the trough
- Provides frost protection of the trough down to approx. -20°C
- To ensure a frost-free feed pipe, a **frost protection heating cable** 24 V, 20 W, 2 m (Ref. 101.0861), or a 24 V, 30 W, 3 m (Ref. 101.1863) has to be used.

for trough length	Contents	Heating Element (Ref.)	Voltage, Power
1,0 m	35 l	131.6060	24 V, 180 W
1,5 m	55 l	131.6061	24 V, 180 W
2,0 m	75 l	131.6062	24 V, 360 W
2,5 m	90 l	131.6062 + 131.6089	24 V, 360 W
3,0 m	105 l	131.6062 + 131.6089	24 V, 360 W

For power supply a SUEVIA **transformer** (24 V) is necessary. For automatic switch on/off of transformer a thermostat (Ref. 101.0389) can be additionally installed.

The heating cable should be wrapped around the pipe and connected to the heating element of the drinker in parallel to the power supply cable, coming from the transformer. If this heating cable is installed on plastic pipes, make sure that this water pipe is suited for warm and cold water. For better heat distribution the water pipe has to be wrapped first with an aluminium adhesive tape (Ref. 101.1099).



131.6062

131.6061

131.6060



131.6089

#### Heating in the trough

Heating element 24 V, 180 W Model 6063 (Ref. 131.6063), with stainless steel cover and cable connection box inclusive. Ensures frost protection of trough down to -20°C. For installation only four boring holes have to be drilled into the trough's bottom according plan.



131.6063



#### Increased frost protection of the valve

For extremely cold areas a valve heating (24 V, 7 W, 131.0527) is recommended for increased frost protection.




#### Connection to a water circuit

If connected to a water circuit and in combination with a SUEVIA heating unit, frost protection is reached for the water line as well as for the water in the trough.


- **¾" circuit pipe in stainless steel** (Ref. 131.0591) suited for installation into SUEVIA flat tip-over troughs with a MASTERFLOW float valve.
- **1" circuit pipe**, stainless steel, runs through the whole trough. Ideal for connection to a water circuit in big stables.

for trough length	Circuit pipe 1" (Ref.)
1,5 m	131.6122
2,0 m	131.6123
2,5 m	131.6124
3,0 m	131.6125

131.0591  
Circuit pipe ¾"



Circuit pipe 1"



#### Frost protection guard

**SUEVIA frost protection guard** with connection parts (Ref. 131.0592).

For subsequent installation into SUEVIA tip-over troughs. **Frost protection without electricity!** At risk of frost the installed and adjusted frost protection guard opens automatically, the adjusted water quantity flows into the trough over the float valve, situated under the frost protection guard: water in the trough remains in motion and is prevented from freezing! Surplus water produced by the frost protection guard is channeled well directed through the drainage kit, which is mounted opposite to the float valve at the rear side of the trough.





## TROUGHS AND DRINKERS FOR FREE STALLS

### SUEVIA Rounded Rim Trough

1,5 m, 2,0 m, 3,0 m for wall, ground and post fixation

- **Trough with stainless steel pipe rim**
- The stainless steel pipe encloses completely the trough
- The float valve cover is inclined towards all sides avoiding any risk of injury
- Anti-spillage rim – water wastage reduced to a minimum
- Installed float valve **MASTERFLOW**, water flow up to 40 l/min (11 gallons/min), 3/4" male connection at the front side
- **Float valve cover can be pivoted upwards without use of tools**
- **Large hole** for quick drainage
- With holder for drainage tube (tube DN 125 to be provided on site)
- With hole at the side of the trough: If frost protection guard is installed (see beneath), excessive water produced by frost protection guard is channelled through hole
- Rounded rim trough will be delivered without consoles, **suitable consoles (for wall, ground or post fixation) have to be chosen as accessory.**

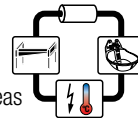
#### ACCESSORIES:

- Set Consoles for wall fixation (Ref. 130.7051, universal)
- Set Consoles for ground fixation (Ref. and variants see in table)
- Set Consoles for fixation between posts up to 3 1/2" (Ref. 130.7052, universal)

### Options for Frost Protection

#### Connection to a water circuit


- **3/4" circuit pipe in stainless steel** (Ref. 131.6064). If connected to a water circuit and in combination with a SUEVIA heating unit, frost protection is reached for the water line as well as for the water in the trough.
- **Connection set for 1" water circuits**, the free space around the valve allows installation of a 1" circuit pipe in the trough with fittings. This is a possibility for areas with short and mild periods of frost.
- **Circuit pipe 1", through the whole trough, can be delivered on demand**



#### Frost protection guard

**SUEVIA frost protection guard** with connection parts (Ref. 131.0519). For subsequent installation into SUEVIA Rounded rim troughs. Consists of a thermostat valve and drainage kit (3/4" flexible tube connection). **Frost protection without electricity!** At risk of frost the installed and adjusted frost protection guard opens automatically, the adjusted water quantity flows into the trough: water in the trough remains in motion and is prevented from freezing! Surplus water produced by the frost protection guard is channelled well directed through the drainage kit, which is mounted opposite to the float valve at the rear side of the trough.

Ref.	Type	Packaging Hints
130.7015	Rounded rim trough 1,5 m, without fixation	1 piece
130.7020	Rounded rim trough 2,0 m, without fixation	1 piece
130.7030	Rounded rim trough 3,0 m, without fixation	1 piece
130.7051	Set Consoles for wall fixation (no steel bars necessary)	1 piece
130.7054	Set Consoles for ground fixation 1,5 m (incl. steel bars)	1 piece
130.7055	Set Consoles for ground fixation 2,0 m (incl. steel bars)	1 piece
130.7056	Set Consoles for ground fixation 3,0 m (incl. steel bars)	1 piece
130.7052	Set Consoles for fixation between posts up to 3 1/2"	1 piece
131.6064	Circuit pipe 3/4"	1 piece
131.0519	Frost protection guard	1 piece



Version: 2,0 m with Consoles for wall fixation (130.7020 + 130.7051)


3,0 m  
107 l

2,0 m  
65 l

1,5 m  
44 l

Version: with consoles for ground fixation

**NEW!**  
WITH PLUG  
SECURITY



Version: with consoles for fixation on posts





## TROUGHS AND DRINKERS FOR FREE STALLS



**NEW! PROTECTION**  
**SEE P. 53**

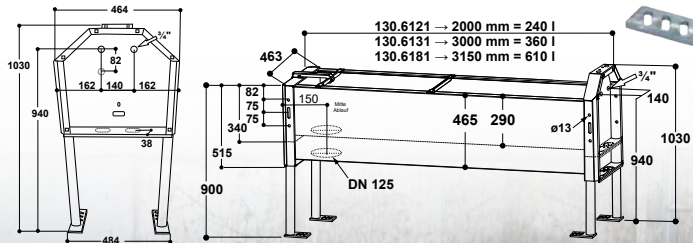


Rounded trough and rounded corners




**Plug holder DE LUXE:**

easiest opening and closing above water surface of drainage hole



protection plate  
131.6090 (for 130.6121 and  
130.6131),  
131.6091 (for 130.6181)





## TROUGHS AND DRINKERS FOR FREE STALLS

### SUEVIA Volume Trough

for warmed-up water from milk cooling system

**130.6121: 2,0 m, 240 l, for wall and ground fixation**

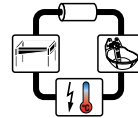
**130.6131: 3,0 m, 360 l, for wall and ground fixation**

**130.6181: 3,15 m, 610 l, for ground fixation**

- **Voluminous trough in stainless steel**
- **Ideal to water the animals with warmed-up water from milk cooling system**
- Anti-spillage rim reduces water wastage to a minimum
- Free water flow into trough by ¾" without float valve: surplus water is drained through boring in drainage plug.
- **Modular concept** offers the possibility to link two troughs with a **connection set** (131.0286), which results in a **storage volume of up to max. 1220 l**.
- When using a storage tank and when controlled water flow into the trough is desired, a **low pressure float valve** (131.0738) can be used.
- For direct connection to a water supply line you can install apart from the low pressure valve additionally a **MASTERFLOW Float Valve** (131.0723).
- **Plug holder DE LUXE** in scope of delivery. For an easy opening and closing of the drainage plug. Drainage plug can be operated above water surface!
- **Big hole enables quick drainage.** With holder for drainage tube.
- With overflow hole in plug: water of frost protection guard can flush through this hole.

#### ACCESSORIES:


- **Legs** (131.6031, 1 set = 4 pieces), mandatory for wall or ground fixation of 130.6181
- **Connection Set** (131.0286) consisting of a flexible hose, for connection of two troughs
- **Low pressure float valve** (131.0738)
- **MASTERFLOW float valve** (131.0723)
- **MASTERFLOW float valve, with long lever** (131.0726), only for 130.6181
- **Float valve cover** tilttable without tools (131.0775)
- **Protection plate** in stainless steel (131.6090 and 131.6091), to cover connections at the front side, prevents biting into frost protection heating cables, enables easy insulation or foaming of connection area.
- **Protection plate** in stainless steel (131.6091), for 130.6181
- **¾" Circuit pipe** (131.6102), in stainless steel, for 130.6121, 130.6131
- **¾" Circuit pipe** (131.6103), in stainless steel, for 130.6181
- **¾" frost protection guard** (131.0521)



Ref.	Type	Packing Hints
130.6121	Volume Trough 2,0 m, without valve	1 piece
130.6131	Volume Trough 3,0 m, without valve	1 piece
130.6181	Volume Trough 3,15 m, without valve (+131.6031 is mandatory for wall and ground fixation)	1 piece
131.6031	1 set of legs (= 4 pieces)	1 set
131.0286	Connection set for two troughs	1 set/bag
131.0723	Float valve MASERFLOW, Mod. 723	1 piece
131.0726	Float valve MASERFLOW with long lever, Mod. 726	1 piece
131.0738	Low pressure float valve, Mod. 738	1 piece
131.0775	Float valve cover for volume trough	1 set/bag
131.6090	Bite protection plate in stainless steel (for 130.6121 and 130.6131)	1 piece
131.6091	Bite protection plate in stainless steel (for 130.6181)	1 piece
131.6102	¾" Circuit pipe, in stainless steel, for 130.6121, 130.6131	1 piece
131.6103	¾" Circuit pipe, in stainless steel, for 130.6181	1 piece
131.0521	¾" frost protection guard	1 piece/box



130.6121 or 130.6131 Volume trough 2 m or 3 m with:  
 - 131.6102 ¾" circuit tube  
 - 131.0723 Float valve Mod. 723  
 - 131.0775 Float valve cover



130.6181 Volume trough 3,15 m with:  
 - 131.0726 Float valve Mod. 726  
 - 131.0775 Float valve cover



130.6181 Volume trough 3,15 m with:  
 - 131.6103 ¾" circuit pipe  
 - 131.0723 Float valve Mod. 723  
 - 131.0775 Float valve cover



131.0723



131.0726



131.0775



131.0738



131.0286 connection set







## NOTES







## TROUGHS AND DRINKERS FOR FREE STALLS

### ISO-Drinker with float valve, two drinking places

**Model 6620 (180 W, down to -20°C)**

Ref. 130.6620

**Model 6620-SIBIRIA (380 W, down to -30°C)**

Ref. 130.6621

- ISO-Drinker with **two opposite drinking places**, ideal for all free stalls, special space-saving design. **No fights for an individual place** as alongside long troughs; permits that two animals drink simultaneously on their chosen place!
- Suited for **30 – 40 animals**
- **Double-walled and insulated mounting base** in premium quality **polyethylene**, with 6 fixation holes for ground fixation
- **Installed heating** 24 V, 180 W (2x heating element 24 V, 80 W + frost protection heating cable 24 V, 20 W = 180 W) provides frost protection for the trough and feed pipe down to approx. **-20 °C** (transformer necessary, see below)
- **SIBIRIA-Version** (Ref. 130.6621) with **more powerful heating** 24 V, 380 W (2x heating element 24 V, 180 W + frost protection heating cable 24 V, 20 W = 380 W) available for subsequent installation to ensure frost protection down to **-30°C!** (transformer necessary, see below and also p. 30)
- **Calm and easy drinking of the animals** due to installed MAXIFLOW float valve, which provides water flow up to **40 l/min**. Constant water level.
- Bowl and cover are completely **made of stainless steel**
- Valve cover can be pivoted upwards and **opened without use of tools!**
- Large service aperture, which can be opened without use of tools: ensures an easy connection of water and power supply lines
- 3/4" water connection from the bottom, incl. flexible armoured tube
- Water supply line, connection cable and heating element are mounted in the interior of the trough inaccessible for the animals – possibility of being bitten by animals or e.g. mice can be excluded!
- With large hole for quick drainage and easy cleaning, which can be effected near the drinker (like it is shown on the picture). Or as option **water can be channeled downwards** through drainage tube installed inside the drinker (drainage tube to be provided by the customer). No ice in front of the drinker in winter season!
- If the trough is used for dairy cows, we recommend to mount the trough on a concrete base of approx. 20 cm of height
- Ideal for animals with nose ring/anti-suction ring




double-walled + insulated



### INSIDER TIP!


**Valve cover** opens without use of tools, just by pushing down one button!  
**No screws, nothing to lose!**



Valve cover can be opened without use of tools



Valve heating 131.0527



Anti-spillage rim (Ref. 101.1193) reduces water losses to minimum


### ACCESSORIES

- **Anti-spillage rim** (Ref. 101.1193) reduces water losses to a minimum
- **Valve heating** (24 V, 7 W, 131.0527) for extremely cold areas


### RECOMMENDED FOR:

Cattle, dairy cows, horses, sheep

Ref.	Type	Packing Hints
130.6620	ISO-Drinker Mod. 6620, float valve, 24 V, 180 W	1 piece
130.6621	ISO-Drinker Mod. 6620-SIBIRIA, float valve, 24 V, 380 W	1 piece
131.1193	Anti-spillage rim (1 pair)	1 pair
131.0527	Valve heating Mod. 527, 24 V, 7 W	1 piece/bag
101.0390	Transformer 230/24 V, 200 W	1 piece/box
101.0392	Transformer 230/24 V, 400 W	1 piece/box
101.0389	Thermostat	1 piece/box

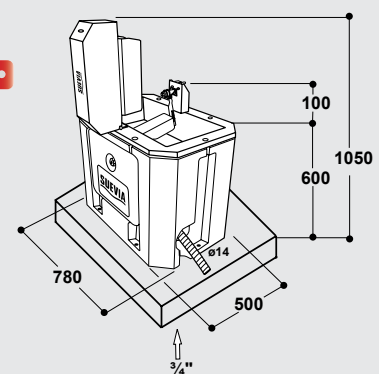


Drainage plug in the bowl's bottom



Drainage hole

Incl. armoured tube and frost protection heating cable 24 V



We recommend to mount the trough on a concrete base of approx. 20 cm of height







## TROUGHS AND DRINKERS FOR FREE STALLS

### SUEVIA Thermo Trough Drinker 2,3 m Model 6523

Ref. 130.6523



double-walled + insulated

- Fully insulated double-walled trough drinker made of UV-resistant polyethylene, for ground fixation
- Length 2,3 m, contents approx. 160 l
- Excellent insulation gives frost protection in winter, fresh water in summer and best-in-class stability
- The trough itself is conical and inclined, with a **large drainage hole**, ensuring quick discharge
- Equipped as standard with SUEVIA MAXIFLOW float valve, providing a generous water flow of up to **40 l/min**
- **Allows installation of max. three high or low pressure float valves** enabling e.g. the use of warmed-up water from the milk cooling system (in case of 131.0738)
- For adjustment or cleaning purposes of the float valves the insulated cover can easily be removed without tools
- With holder for a drainage tube (tube DN 125 has to be provided by customer)
- To prevent that the animals are jumping into the trough, an anti-jump protection bar (provided on site) must be installed above the trough!
- Thermo Trough Drinker Model 6523 is **frost-protected down to -10°C due to insulation and without additional heating!** With heating element frost-free down to **-30°C in the valve area!**

#### ACCESSORIES FOR ENHANCED FROST PROTECTION:

##### Heating element for direct installation into the trough


- **Heating element Model 6069** (Ref. 131.6069) 24 V, 180 W. For power supply a SUEVIA **Transformer 230/24 V** is necessary (for correct choice of transformer see p. 30). For automatic switch on/off of transformer a thermostat (Ref. 101.0389) can be additionally installed (see p. 30). To ensure a frost-free feed pipe, a **frost protection heating cable** 24 V, 20 W, 2 m (Ref. 101.0861), or a 24 V, 30 W, 3 m (Ref. 101.1863) has to be used. The heating cable should be wrapped around the pipe and connected to the heating element of the drinker in parallel to the power supply cable, coming from the transformer. If this heating cable is installed on plastic pipes, make sure that this water pipe is suited for warm and cold water. For better heat distribution the water pipe has to be wrapped first with an aluminium adhesive tape (Ref. 101.1099).
- If additionally connected to a **SUEVIA heating unit** an optimum of frost protection of the water line is reached! (Heating units see pages 28 – 31)

#### ACCESSORIES:

- **Heating element** Model 6069, 24 V, 180 W (Ref. 131.6069)
- **Anti-bite protection, 1 pair** (Ref. 131.6065), **indispensable for biting animals (cows, young animals with growing teeth)**
- **Connection set** for 1" water circuits (Ref. 103.1985)
- **Low pressure float valve** Model 738 (Ref. 131.0738)
- **MAXIFLOW float valve** Model 700 (Ref. 131.0700)

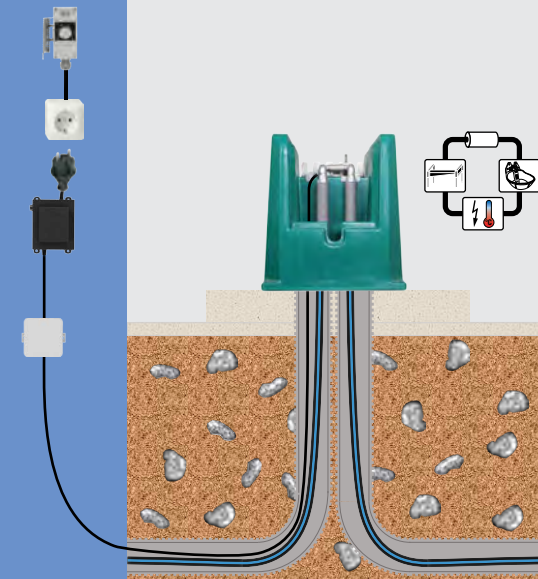
#### RECOMMENDED FOR:

Cattle, dairy cows.



Anti-bite protection 131.6065

drainage



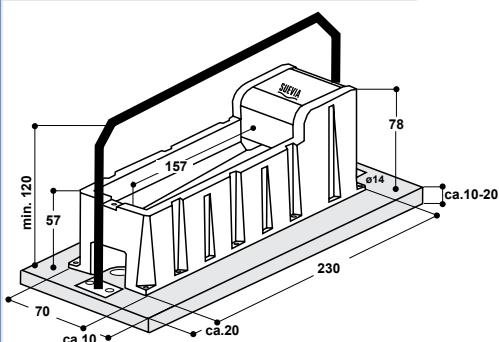
Installation scheme for 1" water circuit.  
Please ask your dealer for details.



131.6069



103.1985



Ref.	Type	Packing Hints
130.6523	Thermo Trough Drinker Mod. 6523, 2,3 m	6 pieces/pallet
131.0738	Low pressure float valve MAXIFLOW, Mod. 738	1 piece
131.0700	MAXIFLOW float valve, Mod. 700	1 piece
131.6069	Heating element Mod. 6069, 24 V, 180 W	1 piece
101.0390	Transformer 230/24 V, 200 W	1 piece/box
101.0392	Transformer 230/24 V, 400 W	1 piece/box
101.0861	Frost protection heating cable, 24 V, 20 W, 2 m	1 piece
101.1863	Frost protection heating cable, 24 V, 30 W, 3 m	1 piece
101.1099	Aluminium adhesive tape, 50 mm wide, 50 m	50 m/roll
101.0389	Thermostat	1 piece/box
131.6065	Anti-bite protection, 1 pair, for Mod. 6523	1 set
103.1985	Connection set for 1" water circuits	1 piece/bag
101.0311	Heating unit Mod. 311, 400 V, 3000 W, pump 400 W	1 piece/box
101.0312	Heating unit Mod. 312, 400 V, 6000 W, pump 400 W	1 piece/box




### Valve installation possibilities for Model 6523



**Option A:**  
1x MAXIFLOW float valve  
(up to 40 l/min!)  
**Scope of delivery for Mod. 6523**




**Option B:**  
2x MAXIFLOW float valve  
(up to 80 l/min!)



**Option C:**  
3x MAXIFLOW float valve  
(up to 120 l/min!)




**Option D:**  
1x MAXIFLOW float valve  
(up to 40 l/min!)  
1x low pressure float valve




**Option E:**  
1x MAXIFLOW float valve  
(up to 40 l/min!)  
2x low pressure float valve




**Option F:**  
2x MAXIFLOW float valve  
(up to 80 l/min!)  
1x low pressure float valve



**Option G:**  
1x MAXIFLOW float valve  
(connected to a water circuit)  
1x heating element 24 V, 180 W



**Option H:**  
1x MAXIFLOW float valve  
(connected to a water circuit,  
shown with a frost protection  
heating cable 24 V, 20 W, 2 m),  
1x heating element 24 V, 180 W



**Option I:**  
1x MAXIFLOW float valve  
(connected to a feed pipe,  
shown with a frost protection  
heating cable 24 V, 20 W, 2 m),  
1x heating element 24 V, 180 W



An anti-jump protection bar must be mounted above the trough





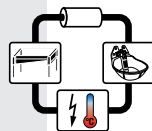
## TROUGHS AND DRINKERS FOR FREE STALLS



double-walled + insulated

130.6543


MASTER-Trough is also available separately:  
130.6542 Mod. 6542 2,3 m



Float valve cover can be opened without use of tools




Large service aperture for water and power supply connection



In scope of delivery: MAXIFLOW float valve



Float valve area shown with an additionally installed a second float valve, a heating element and a connection set for water circuits



Anti-Bite Protection Plates 131.6083 or 131.6084



131.6069



103.1988

### SUEVIA Thermo Trough Drinker 4,3 m Model 6543

Ref. 130.6543

- **Double-walled fully insulated trough drinker made of UV-resistant polyethylene, for ground fixation**
- Length 4,3 m, contents approx. 320 l
- Two-parts drinker existing of a „Master-Trough“ with float valve cover and an „Extension-Trough“, which are connected on the spot with each other via a connection set in the float valve area.
- Thanks to a compact modular execution, ideal dimensions for transportation
- Equipped as standard with SUEVIA MAXIFLOW float valve, providing a generous water flow of up to **40 l/min**. If a higher water flow is desired, a second float valve can be installed additionally.
- Excellent insulation gives frost protection in winter, fresh water in summer and best-in-class stability
- Without any additional heating element, the float valve in the completely insulated cage assures a water flow down to  $-10^{\circ}\text{C}$ . With an additional heating element installed, this area stays frost-free even down to  $-30^{\circ}\text{C}$ .
- Both trough parts have an inclined and conical bottom and can be quickly drained for cleaning purposes through large drainage holes
- For water level adjustment or for cleaning purposes the insulated float valve cover can easily be removed without tools
- A lateral large service aperture, which can also be opened without tools, enables an easy connection of water and power supply
- In order to avoid that calving cows jump into the trough, an anti-jump protection bar has to be mounted (provided on site, see scheme below)

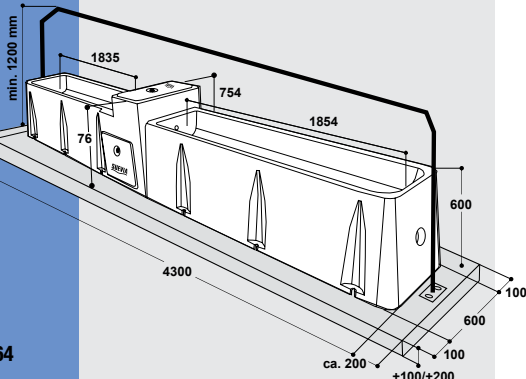
#### ACCESSORIES:

- **Heating element Model 6069**, 24 V, 180 W (Ref. 131.6069) **providing enhanced frost protection in the float valve area**. For power supply a transformer 230/24 V is necessary. In order to assure an automatic switch on or off of the transformer in case of falling outside temperatures a thermostat (Ref. 101.0389) can be additionally installed. To ensure a frost-free feed pipe, a frost protection heating cable 24 V, 20 W, 2 m (Ref. 101.0861), or a 24 V, 30 W, 3 m (Ref. 101.1863) has to be used.
- **Connection set 1" for water circuits** (Ref. 103.1988). If additionally connected to **heating unit** an optimum of frost protection of the water line is reached! (see pages 28 – 31)
- **MAXIFLOW float valve** Model 700 (Ref. 131.0700 + 132.6068)
- **Anti-bite protection plates**, (Ref. 131.6083 or 131.6084), **indispensable for biting animals (cows, young animals with growing teeth)**

#### RECOMMENDED FOR:

Cattle, dairy cows,  
for young animals with still growing teeth with protection plate against biting

Ref.	Type	Packing Hints
130.6542	Thermo Trough Drinker Mod. 6542, 2,3 m (Master)	6 pieces/pallet
130.6543	Thermo Trough Drinker Mod. 6543, 4,3 m	3 pieces/pallet
131.6083	Anti-bite protection, 1 set of 2 pieces, for Mod. 6542	1 set
131.6084	Anti-bite protection, 1 set of 4 pieces, for Mod. 6543	1 set
131.0700	MAXIFLOW float valve, Mod. 700	1 piece
131.0738	Low pressure float valve MAXIFLOW, Mod. 738	1 piece
132.6068	Splash protection for valve additional valve	1 St.
131.6069	Heating element Mod. 6069, 24 V, 180 W	1 piece
101.0390	Transformer 230/24 V, 200 W	1 piece/box
101.0392	Transformer 230/24 V, 400 W	1 piece/box
101.0861	Frost protection heating cable, 24 V, 20 W, 2 m	1 piece
101.1863	Frost protection heating cable, 24 V, 30 W, 3 m	1 piece
101.1099	Aluminium adhesive tape, 50 mm wide, 50 m	50 m/roll
101.0389	Thermostat	1 piece/box
103.1988	Connection set 1" for water circuits	1 piece/bag







## TROUGHS AND DRINKERS FOR FREE STALLS



**Fast drainage**



**Large drainage holes**



**Drainage plug closes the valve area for cleaning purposes. Second part of drinker is still filled with water.**



**Water flow up to 80 l/min (with 2 valves)**



**320 liter capacity**



**Always fresh water. Sufficient for 50 up to max. 90 dairy cows**




**Length: 4,3 m**

An anti-jump protection bar must be mounted above the trough





## TROUGHS AND DRINKERS FOR FREE STALLS



Quick drainage: trough drinker has an inclined bottom and can be quickly drained through 2 large drainage holes (on the right and the left side)



For cleaning purposes the valve area can be closed with one of the drainage plugs



Float valve cover can be opened without use of tools



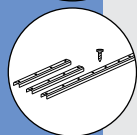
Large service aperture for water and power supply



Float valve area with MAXIFLOW float valve (in scope of delivery)



Float valve area shown with an additionally installed heating element and a connection set for water circuits



Set of anti-bite protection plates 131.6104 is **indispensable for biting animals**

### SUEVIA Thermo Trough Drinker 2,7 m Model 6527

Ref. 130.6527

- **Double-walled fully insulated trough drinker made of UV-resistant polyethylene, for ground fixation**
- Length 2,7 m, contents approx. 285 l
- Equipped as standard with SUEVIA MAXIFLOW float valve, providing a generous water flow of up to **40 l/min.**
- Excellent insulation gives frost protection in winter, fresh water in summer and best-in-class stability.
- Without any additional heating element, the float valve in the completely insulated cage assures a water flow down to  $-10^{\circ}\text{C}$ . With an additional heating element (Ref. 131.6074) installed, this area stays frost-free even down to  $-30^{\circ}\text{C}$ .
- Trough drinker has an inclined and conical bottom and can be quickly drained through 2 large drainage holes ( $\varnothing 100\text{ mm}$ ).
- For water level adjustment or for cleaning purposes the insulated float valve cover can easily be removed without tools
- A lateral large service aperture enables an easy connection of water and power supply
- In order to avoid that calving cows jump into the trough, an anti-jump protection bar has to be mounted (provided on site, see scheme below).

#### ACCESSORIES:

- **Heating element Model 6074**, 24 V, 180 W (Ref. 131.6074) **providing enhanced frost protection in the float valve area.** The Heating Element is equipped with a thermostat for overheat protection. This thermostat switches the heating off at  $40^{\circ}\text{C}$ .
- For power supply a transformer 230/24 V is necessary. In order to assure an automatic switch on or off of the transformer in case of falling outside temperatures a thermostat (Ref. 101.0389) can be additionally installed. To ensure a frost-free feed pipe, a frost protection heating cable 24 V, 20 W, 2 m (Ref. 101.0861), or a 24 V, 30 W, 3 m (Ref. 101.1863) has to be used.
- **Connection set 1" for water circuits** (Ref. 131.6118). If additionally connected to heating unit an optimum of frost protection of the water line is reached! (see pages 28 – 31)
- **Anti-bite protection plates** (Ref. 131.6104), **indispensable for biting animals (cows or young animals with growing teeth).**

#### RECOMMENDED FOR:

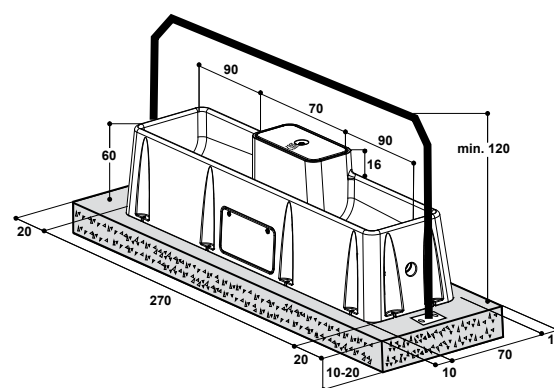
Dairy cows



131.6074



131.6118



Ref.	Type	Packing Hints
130.6527	Thermo Trough Drinker Mod. 6527, 2,7 m	3 pieces/pallet
131.6104	Anti-bite protection, set of 3 pieces, for Mod. 6527	1 set
131.6074	Heating element Mod. 6074, 24 V, 180 W	1 piece
101.0390	Transformer 230/24 V, 200 W	1 piece/box
101.0392	Transformer 230/24 V, 400 W	1 piece/box
101.0861	Frost protection heating cable, 24 V, 20 W, 2 m	1 piece
101.1863	Frost protection heating cable, 24 V, 30 W, 3 m	1 piece
101.1099	Aluminium adhesive tape, 50 mm wide, 50 m	50 m/roll
101.0389	Thermostat	1 piece/box
131.6118	Connection set 1" for water circuits	1 piece/bag



## TROUGHS AND DRINKERS FOR FREE STALLS

### SUEVIA Trough Drinker Model 5900

Wall fixation

Ref. 130.5900

Ground fixation

Ref. 130.5910

- Large trough with inclined bottom, made of **UV-resistant polyethylene**, frame and consoles made of stainless steel
- With drainage hole
- Equipped as standard with MAXIFLOW float valve for water flow up to 40 l/min (11 gallons/min), 3/4" male frontal connection
- Dimensions (length x width) 200 cm x 45 cm. Height 44 cm (Ref. 130.5900), or 86 cm (Ref. 130.5910)
- Contents approx. 130 l (34 gallons)

#### ACCESSORIES:

- **Protection bracket** (Ref. 131.5907), to protect the trough drinker against impacts of the animals, fixation on the wall by strong screws
- Additional installation of **low pressure float valve** (Ord. Ref. 131.0738) possible: to use, for example, warmed-up water from the milk cooling system, or one additional **MAXIFLOW float valve** (Ref. 131.0700) instead.
- **Heating element 24 V, 180 W** (Ref. 131.6063), for installation into the trough, serves as frost protection (transformer necessary, see p. 30)

#### RECOMMENDED FOR:

Cattle, dairy cows, calves, horses, sheep, goats




130.5900  
for wall fixation



**FAVORABLE IN PRICE!**



130.5910  
for ground fixation



**Option A**  
1 x MAXIFLOW  
(up to 40 l/min)

**Option B**  
2 x MAXIFLOW  
(up to 80 l/min)

**Option C**  
1 x MAXIFLOW  
(up to 40 l/min)  
1 x low pressure valve


#### Frost Protection Options:



Shows part of trough with **heating element (Ref. 131.6063)** installed inside of the trough




Frost protection heating cable wrapped around the valve




**Heated option, feed pipe** with frost protection heating cable wrapped around the valve



**Heated option, connection to water circuit** with frost protection heating cable wrapped around the valve



131.5907



131.5906  
Anti-bite protection of the valve

131.5905  
Protection plate

Ref.	Type	Packing Hints
130.5900	Trough drinker Mod. 5900, for wall fixation	1 piece
130.5910	Trough drinker Mod. 5900, for ground fixation	1 piece
131.0700	MAXIFLOW float valve, Mod. 700	1 piece
131.0738	Low pressure float valve, Mod. 738	1 piece
131.5904	Connection set, for 1" water circuits	1 piece/bag
131.5905	Protection plate with screws	1 piece
131.5906	Anti-bite protection of the valve	1 piece
131.5907	Protection bracket, galvanized	1 piece
131.6063	Heating element Mod. 6064, 24 V, 180 W	1 piece/bag
101.0390	Transformer 230/24 V, 200 W	1 piece/box
101.0392	Transformer 230/24 V, 400 W	1 piece/box
101.0861	Frost protection heating cable, 24 V, 20 W, 2 m	1 piece
101.1863	Frost protection heating cable, 24 V, 30 W, 3 m	1 piece
101.1099	Aluminium adhesive tape, 50 mm wide, 50 m	50 m/roll
101.0389	Thermostat	1 piece/box

Protection plates for protection against biting of the frost protection heating cable and insulation. Easy insulation, e.g. by foaming





## PASTURE TROUGHS

### Pasture Troughs

In the following text we would like to give you an insight into our **SUEVIA pasture trough range**. With our products you will always find the right solution for every situation!

Pasturing animals often show typical herd behaviour and go "en masse" to drink, that's why a sufficient provision of drinking facilities should be made. Depending on the herd size we can offer you special pasture troughs, holding from 30 and up to 1500 litres.

On pastures that have a water supply and connection to high water pressure (e.g. near to the stable) standard troughs or small pasture troughs are liked to be taken as the local supply ensures that enough water is readily available.

Should animals move from one pasture to another **SUEVIA pasture troughs are always first choice** as they can be

easily drained and transported to the next pasture.

To provide the animals with water using pasture tanks we offer a selection of different **drinkers** which can easily be **connected to pasture tanks** with connection flanges.

In order to reduce costs and time intensive water transport, surface water can be taken for water supply. Especially for this purpose we have developed the **SUEVIA membrane pasture pumps** which have proved to be very successful. **Membrane pasture pumps WINTERPROOF** provide water to the animals even during winter season.

In addition to the choice of the optimal trough technology, good water quality is of utmost importance. Regular inspection of the water quality is essential when using water from a natural source.







## PASTURE TROUGHS

### Water Tank Drinker Model 98

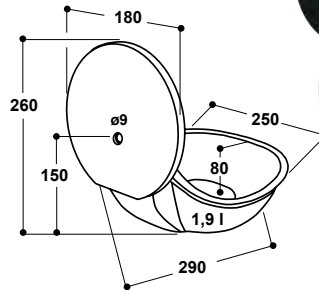
Ref. 100.0098

- Large aluminium bowl (ø 230 mm) for direct attachment to water tanks, with flange
- Robust operating tongue in enamelled cast iron
- Robust **low pressure** brass valve
- **High water flow** enables quick drinking even at low water pressure
- Flange sealing included

**RECOMMENDED FOR:**

Cattle, horses

Ref.	Type	Packing Hints
100.0098	Water tank drinker Mod. 98	1 piece/bag



Flange sealing included



### Water Tank Drinker Model 180P

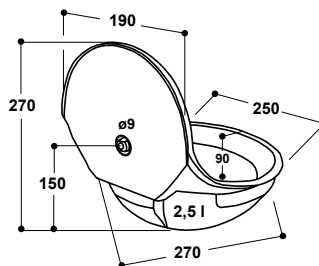
Ref. 100.0180

- Large bowl made of **high-density UV-resistant AQUATHAN plastic** for direct attachment to water tanks, with flange
- Free running valve tongue
- Robust **low pressure** brass valve
- **High water flow** enables quick drinking even at low water pressure
- Flange sealing included

**RECOMMENDED FOR:**

Cattle, horses

Ref.	Type	Packing Hints
100.0180	Water tank drinker Mod. 180P	1 piece/bag



Flange sealing included



### Drinking Bowl with Low Pressure Float Valve Model 130P-N

Ref. 100.0131

- Large bowl made of **high-quality plastic**
- With installed **low pressure float valve**
- For low water pressure **up to max. 1 bar**
- Removable cover in stainless steel
- No sharp edges, no risk of injury!
- With **plug** for quick drainage
- Constant water level – simple adjustment
- ½" brass male connection, from right or left hand side

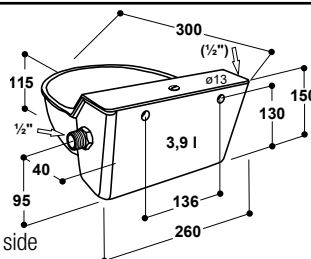
**ACCESSORIES:**

- **Elbow union ½" x ½" f/f** (Ref. 102.0352) for connection of water line from top or bottom

**RECOMMENDED FOR:**

Calves, sheep, horses

Ref.	Type	Packing Hints
100.0131	Drinking bowl Mod. 130 P-N, low pressure	1 piece
102.0352	Elbow union with sealing, ½" female x ½" female	1 piece/bag



102.0352



with drainage plug

Water Tank 500 l (see p. 73) with drinking bowl Mod. 130P-N







## PASTURE TROUGHS



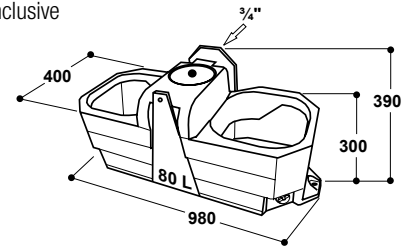
### Double Water Tank Drinker Model FT80

Ref. 160.0280

- For direct water tank trailer installation with fixation flange
- With two drinking places, contents 80 l
- Made of **UV-resistant** first-class **polyethylene**
- **Installed high-performance low pressure float valve** permits quick water flow
- Galvanized fixing unit for flange connection inclusive
- Valve can be disconnected for better transportation

#### RECOMMENDED FOR:

Cattle, dairy cows, horses, sheep, goats



Ref.	Type	Packing Hints
160.0280	Double water tank drinker Mod. FT80	1 piece



### Drinking Bowl Model 8

#### Ideal for Water Tanks

Ref. 100.0008

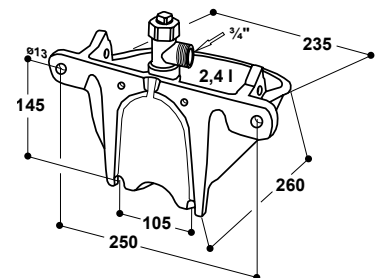
- Large drinking bowl made of **cast iron, with white enamelled interior**
- High water flow: up to 6 l/min at low pressure
- Simple water flow regulation possibility from outside
- Water flow can be completely shut off by means of a stirrup behind the tongue
- **3/4" male connection from all sides (360°)**
- Thanks to the robust construction and solid valve as well as to the **quick water flow even at low water pressure** drinking bowl Model 8 can very well be used for installation on water tanks

#### ACCESSORIES:

- **Elbow union** (Ref. 102.0039), galvanized, for connection of water line from top or bottom (3/4" female coupling, 1/2" male exit)

#### RECOMMENDED FOR:

Cattle, dairy cows, bulls, horses



102.0039

Ref.	Type	Packing Hints
100.0008	Drinking bowl Mod. 8	1 piece
102.0039	Elbow union with sealing, 3/4" female x 1/2" male	1 piece/bag





### Trough for Free Stalls and Pasture Model WT30 Model WT30-N (low pressure up to 1 bar)

Ref. 160.0030

Ref. 160.0031

- **Trough with float valve** made of premium **UV-resistant polyethylene** for wall fixation, contents 30 l (8 gallons)
- Integrated MAXIFLOW float valve providing a water flow of up to 40 l/min (11 gallons/min)
- 3/4" female connection from the right. Connection from the left can be drilled on site.
- Easy access to float valve by service aperture
- With big hole for quick drainage
- **Also with low pressure float valve** available: then suited for water pressure **max. 1 bar** (Ref. 160.0031)

#### Frost protection by means of connection to a water circuit

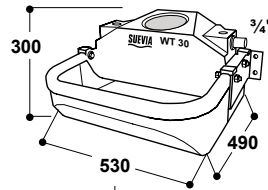
Frost protection for WT 30 is reached by integrating the circuit pipe (Ref.131.1302) to a water circuit and in combination with a SUEVIA heating unit (see pages 30 – 33).

#### ACCESSORIES:

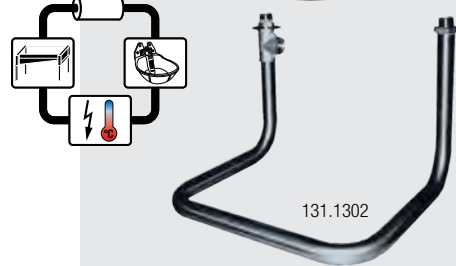
- **Protection bracket** (Ref. 131.1301), galvanized
- **Circuit pipe** 3/4", for WT30 (Ref. 131.1302), made of stainless steel

#### RECOMMENDED FOR:

Cattle, dairy cows, calves, horses, sheep, goats



drainage plug for evacuation and cleaning of the trough



Ref.	Type	Packing Hints
160.0030	Trough for free stalls and pasture Mod. WT30	1 piece
160.0031	Trough for free stalls and pasture Mod. WT30-N	1 piece
131.1301	Protection bracket, galvanized, with fixing parts	1 piece
131.1302	Circuit pipe 3/4", for WT30	1 piece

### Drinker for Free Stalls and Pasture Model WT80 Model WT80-N (low pressure up to 1 bar)

Ref. 160.0102

Ref. 160.0106

- **Drinker with float valve** made of top quality **UV-resistant polyethylene**
- With two drinking places, volume 80 l (21 gallons)
- Four holes foreseen for fixation on the ground or a socle
- **Installed** high-performance **float valve**, 1/2" female connection possible at the rear side of the trough from top or bottom
- High water flow up to 35 l/min (9 gallons/min)
- Easy access to float valve thanks to big service aperture
- No water spillage thanks to internally rolled rim
- Big hole for easy and quick drainage
- **Also with low pressure float valve** (3/4" male connection) available: then suited for water pressure **max. 1 bar** (Ref. 160.0106)

#### ACCESSORIES:

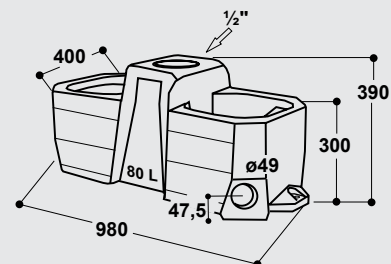
- **Fixing brackets** for WT80 (Ref. 131.1340), galvanized, 2 pieces, incl. screws

#### RECOMMENDED FOR:

Cattle, dairy cows, horses, sheep, goats



131.1340



Ref.	Type	Packing Hints
160.0102	Drinker for free stalls and pasture Mod. WT80	1 piece
160.0106	Drinker for free stalls and pasture Mod. WT80-N	1 piece
131.1340	Fixing brackets for WT80, galvanized, 2 pieces, incl. screws	1 set/bag







## PASTURE TROUGHS



WT200



WT400, WT600, WT1000



WT1500

### Pasture Troughs 200 – 1500 liter

- Big volume pasture troughs for water supply of groups of animals on pasture
- Made of **high-quality UV-resistant polyethylene**
- Internally rolled rim, no water spillage
- Large drain hole ensures quick and easy drainage, as well as cleaning
- WT 200 and WT 400: with lateral fixing loops for better mounting on pasture
- WT 400 – WT 1500: Oval form enables more animals to drink simultaneously and even being loaded on transporters
- For automatic filling: subsequent installation of **membrane float valve** (Ref. 131.0800) or **low pressure float valve** (Ref. 131.0675)! In case of WT1500 also **MAXIFLOW float valve** (Ref. 131.0700) or **low pressure float valve Model 738** (Ref. 131.0738) possible.
- For detailed information about float valves see p. 76

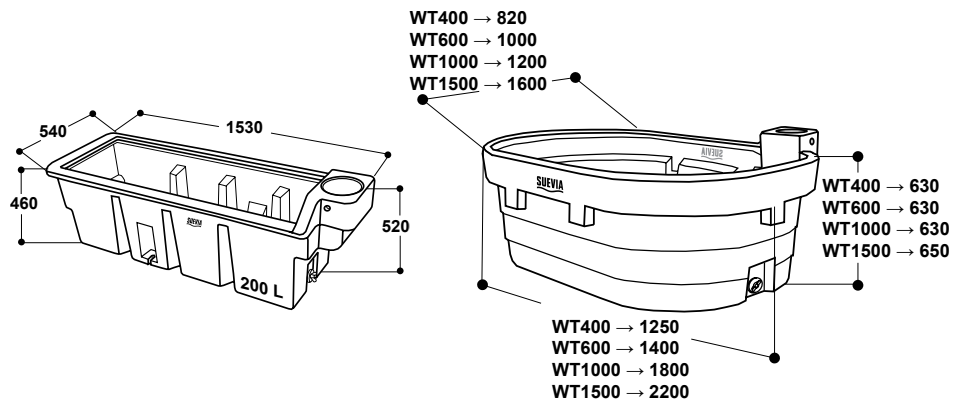
#### Available sizes:

Model	Ref.	Contents [l]	Dimensions approx. (l x w x h)	Accessories: Float Valves
WT 200	160.0103	200	153 x 54 x 46 cm	131.0675, <b>131.0800</b>
WT 400	160.0104	400	125 x 82 x 63 cm	
WT 600	160.0100	600	140 x 100 x 63 cm	
WT 1000	160.0101	1000	180 x 120 x 63 cm	
WT 1500	160.0105	1500	220 x 160 x 65 cm	131.0675, <b>131.0800</b> , 131.0700, 131.0738

#### RECOMMENDED FOR:

Cattle, dairy cows, horses, sheep, goats (WT200)

Ref.	Type	Packing Hints
160.0103	Pasture trough WT200	1 piece
160.0104	Pasture trough WT400	1 piece
160.0100	Pasture trough WT600	1 piece
160.0101	Pasture trough WT1000	1 piece
160.0105	Pasture trough WT1500	1 piece
131.0800	Membrane float valve EASYFLOW, Mod. 800	1 piece
131.0675	Low pressure float valve Mod. 675	1 piece
131.0700	MAXIFLOW float valve Mod. 700	1 piece
131.0738	Low pressure float valve Mod. 738	1 piece








### Water Tank 500 l Water Tank 1300 l

Ref. 160.0305

Ref. 160.0310

- Made of premium quality **UV-resistant polyethylene** – high stability
- With additional hole 1" male thread for complete drainage or for connection of a drinking bowl
- Charging hole  $\varnothing$  300 mm with tiltable cover
- Cover with quick opening device, air valve and air relief valve incl.
- With guidance for tension belt for safer transportation
- At bottom side with four screw nuts M8-female thread enabling, for example, easy fixation on wooden bars
- Adapter flange with four integrated screw nuts M8-female thread
- For easy installation of SUEVIA Water Tank Drinking Bowls (see accessories)
- Contents 500 l: dimensions (h x w x d) 91 x 80 x 120 cm
- Contents 1300 l: dimensions (h x w x d) 131 x 120 x 130 cm



#### ACCESSORIES:

- **Drinking Bowl for water tank Mod. 130P-N** (Ref. 100.0131)
- **Drinking Bowl for water tank Mod. 98** (Ref. 100.0098)
- **Drinking Bowl for water tank Mod. 180P** (Ref. 100.0180)
- **Double Drinking Bowl for water tank FT80** (Ref. 160.0280)
- **Float Valve MAXIFLOW** (Ref. 131.0700) for automatic filling of the water tank

Ref.	Type	Packing Hints
160.0305	Water Tank 500 l	1 piece
160.0310	Water Tank 1300 l	1 piece



### Connection Kit for IBC Container

Ref. 103.2020

Kit for easy connection of SUEVIA drinking bowl to an IBC container consisting of: reduction piece S 60 x 6 reduced to 3/4" female thread, 70 cm 3/4" male/female armoured hose, reduction piece straight 3/4" male to 1/2" female.

We recommend to use the following SUEVIA Drinking Bowls for this purpose:

Cattle and horses	Water flow in case of low pressure l/min
Model 10 P (Ref. 100.0010)	approx. 2,6 l/min, regulation nozzle removed
Model 20 (Ref. 100.0020)	approx. 2,6 l/min, regulation nozzle removed
Model 8 (Ref. 100.0008)	approx. 5,4 l/min, regulation 100 % open

Calves, sheep and goats	Water flow in case of low pressure l/min
Model 130P-N (Ref. 100.0131)	approx. 1,7 l/min

Ref.	Type	Packing Hints
103.2020	Connection kit for IBC container	1 piece/bag







## PASTURE PUMPS



100.0547 Mod. 547 STANDARD



100.0548 Mod. 548 JUNIOR

**bowl for young animals**



100.0556 Mod. 556

**NEW!**

### Diaphragm pasture pumps with bowl in polyethylene

**Model 547-STANDARD (PE bowl)**

Ref. 100.0547

**Model 548-JUNIOR (PE bowl)**

Ref. 100.0548

**Model 556 (completely made of cast iron)**

Ref. 100.0556

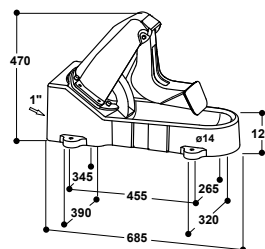
- **Smoothly running diaphragm pasture pump**, operation can quickly be learned by the animals
- The animals pump their own water from an existing well or surface water and are this way always provided with fresh water
- **One pump for all:** for sensitive animals e.g. horses or young animals, the pump lever can be changed to another position. Then the force to push will be lower, with a bit less pumping volume.
- Operating lever made of first-class cast iron, plastic-coated
- High-performance diaphragm for **suction down to 7 m**
- ~0,4 l per movement (in relation to suction depth)
- Sufficient for 15 – 20 animals
- Mod. 547, Mod. 458: bowl made of **solid UV-resistant polyethylene**
- Mod. 548 JUNIOR: with additional lateral drinking bowl for young stock, which are not able yet to activate the pasture pump. Young animals are provided with fresh water, which runs automatically from the main bowl into the lateral bowl, produced by the pumping action of the mother.
- Mod. 556: bowl made of first-class cast iron, plastic coated. Total weight 32 kg! Very heavy construction.

#### RECOMMENDED FOR:

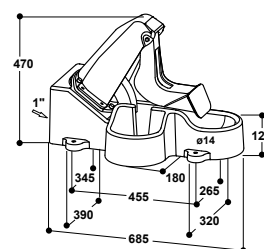
Cattle, calves, horses

**NEW!**

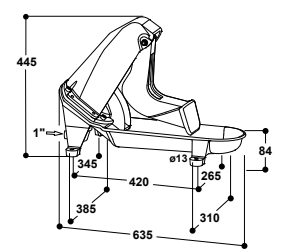
Ref.	Type	Packing Hints
100.0547	Diaphragm pasture pump Mod. 547 STANDARD	1 piece/box
100.0548	Diaphragm pasture pump Mod. 548 JUNIOR	1 piece/box
100.0556	Diaphragm pasture pump Mod. 556	1 piece/box
101.0542	Suction filter with non-return valve	1 piece
101.0543	Suction tube (ID=30mm), per m	cut/meter
101.0557	Suction tube set brass, 8 m	1 piece
101.0558	Suction tube set plastic, 7 m	1 piece



100.0547 Mod. 547 STANDARD



100.0548 Mod. 548 JUNIOR



100.0556 Mod. 556

#### INSIDER TIP!

Thanks to the installation of SUEVIA pasture pumps you save time and money, because water transportation from place to place is not needed!





### Frost-free diaphragm pasture pumps

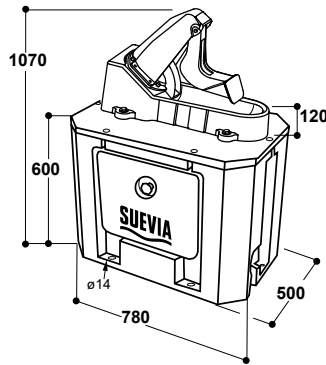
#### Model 554 WINTERPROOF

#### Model 555 WINTERPROOF JUNIOR

Ref. 100.0554

Ref. 100.0555

- Diaphragm pasture pump **with double-walled and very well insulated mounting socle** ensuring a **frost-free water supply** on pasture
- For **heating of the bowl**, a **paraffin heating element**, available on demand (Ref. 101.0550) can be installed inside
- Large service aperture, which can be opened without use of tools, ensures an easy access to the paraffin heating element
- **Model 555 WINTERPROOF JUNIOR:** with additional lateral drinking bowl for young stock and mounting socle. Young animals are provided with fresh water, which runs automatically from the main bowl into the lateral bowl, produced by the pumping action of the mother.
- Platform of the insulated socle made of first-class stainless steel
- 6 fixation holes for ground mounting



#### ACCESSORIES:

- **Paraffin heating element** (101.0550), capacity approx. 1,7 l, continuous burning up to 5 days

#### RECOMMENDED FOR:

Cattle, calves, horses

Ref.	Type	Packing Hints
<b>NEW!</b> 100.0554	Diaphragm pasture pump Mod. 554 WINTERPROOF	1 piece/box
<b>NEW!</b> 100.0555	Diaphragm pasture pump Mod. 555 WINTERPROOF-JUNIOR	1 piece/box
101.0542	Suction filter with non-return valve	1 piece
101.0543	Suction tube (ID=30mm), per m	cut/meter
101.0557	Suction tube set brass, 8 m	1 piece
101.0558	Suction tube set plastic, 7 m	1 piece
101.0550	Paraffin heating element	1 piece/box

#### ACCESSORIES FOR ALL PASTURE PUMPS:

- **Suction filter** with non-return valve (Ref. 101.0542)
- **Suction tube** (Ref. 101.0543), per meter
- **Suction tube set brass** (Ref. 101.0557). Scope of delivery: suction tube **8 m**, suction filter with non-return valve and connections in brass
- **Suction tube set plastic** (Ref. 101.0558). Scope of delivery: suction tube **7 m**, suction filter with non-return valve and connections in plastic



101.0557



101.0558



101.0542



101.0543

**FROST-FREE ON PASTURE  
WITHOUT ELECTRICITY**



**NEW!**

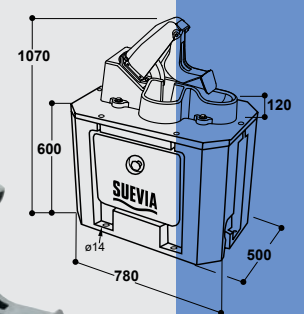


100.0554 WINTERPROOF



101.0550  
Paraffin heating element

100.0555  
WINTERPROOF-JUNIOR



Ref.	Type	Packing Hints
101.0542	Suction filter with non-return valve	1 piece
101.0543	Suction tube (ID=30mm), per m	cut/meter
101.0557	Suction tube set brass, 8 m	1 piece
101.0558	Suction tube set plastic, 7 m	1 piece





## FLOAT VALVES

**NEW!**

131.0820 **1-5 bar**



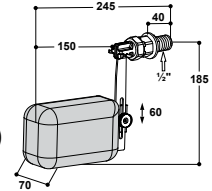
pressure conversion		
<b>1 bar</b>	14,5 psi	0,1 MPa
<b>2 bar</b>	29,0 psi	0,2 MPa
<b>3 bar</b>	43,5 psi	0,3 MPa
<b>4 bar</b>	58,0 psi	0,4 MPa
<b>5 bar</b>	72,5 psi	0,5 MPa

### Membrane Float Valve Model 820

for 1-5 bar

- For installation into troughs and tanks
- Water flow up to **35 l/min (9 gallons/min)**
- ½" male connection
- For water pressure up to **max. 5 bar**
- Please note: **not** suited for pasture troughs (WT200 – WT1500) therefore use the more suitable Mod. 800 (131.0800)

Ref. 131.0820



131.0800 **1-5 bar**

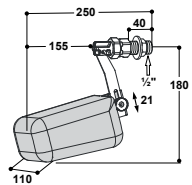


### Membrane Float Valve EASYFLOW

for 1-5 bar

- For installation into troughs and tanks
- Water flow up to **35 l/min (9 gallons/min)**
- ½" male connection
- For water pressure up to **max. 5 bar**
- Suited for all SUEVIA pasture troughs WT200 – WT1500

Ref. 131.0800



131.0675 **0-1 bar**

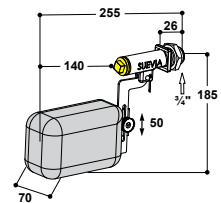


### Float Valve Mod. 675

for max. 1 bar

- ¾" male connection
- With stainless steel nozzle!
- For low water pressure **up to max. 1 bar**
- Suited for all SUEVIA pasture troughs WT200 – WT1500 and WT80

131.0675



131.0700 **1-5 bar** 131.0738 **0-1 bar**

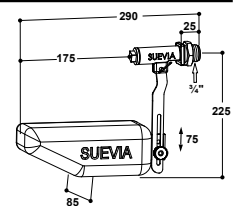


### Float Valve MAXIFLOW

for 1-5 bar 131.0700

- For installation into troughs and tanks
- ¾" male connection
- With stainless steel nozzle!
- 131.0700: High-performance float valve, **for max. 5 bar**, water flow **up to 40 l/min (11 gallons/min)**
- 131.0738: for water pressure up to **max. 1 bar**

for max. 1 bar 131.0738



131.0723 **1-5 bar** 131.0739 **0-1 bar**

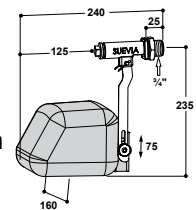


### Float Valve MASTERFLOW

for 1-5 bar 131.0723

- For installation into troughs and tanks
- ¾" male connection
- With stainless steel nozzle!
- 131.0723: High-capacity float valve **Model 723**, for water pressure up to **max. 5 bar**, water flow up to **40 l/min (11 gallons/min)**
- 131.0739: Low pressure valve **Model 739 up to max. 1 bar**

for max. 1 bar 131.0739



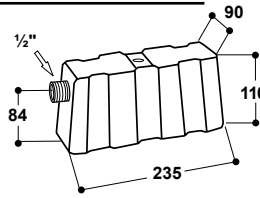
Ref.	Type	Packing Hints
<b>NEW!</b> 131.0820	Membrane float valve Mod. 820	1 piece
131.0800	Membrane float valve EASYFLOW, Mod. 800	1 piece
131.0675	Low pressure float valve Mod. 675	1 piece
131.0700	MAXIFLOW float valve Mod. 700	1 piece
131.0738	Low pressure float valve Mod. 738	1 piece
131.0723	MASTERFLOW float valve Mod. 723	1 piece
131.0739	MASTERFLOW float valve Mod. 739, for low pressure	1 piece



### Float Valve Model 509

- For installation into troughs and tanks
- Float Valve with **plastic cage**
- Water flow up to 8 l/minute (2 gallons/min)
- ½" male connection
- If desired, fixing bracket (Ref. 131.0506) available on demand for fixation of float valve on the edge of the trough
- Not suited for low water pressure

Ref. 131.0509



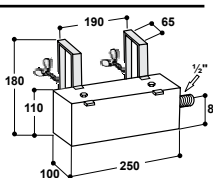
#### ACCESSORIES:

- Fixing bracket (Ref. 131.0506)

### High-Performance Float Valve Model 513

- For installation into troughs and tanks
- **Stainless steel cover**
- ½" male connection from right hand or left hand side
- With 2 galvanized fixing brackets for fixation on the edge of the trough
- Water flow up to **35 l/min (9 gallons/min)**

Ref. 131.0513

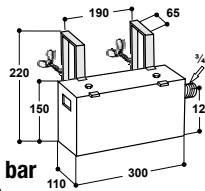


### High-Performance MAXIFLOW Float Valve for high water pressure (1-5 bar): Model 874 for low water pressure (max. 1 bar): Model 475

- For installation into troughs and tanks
- **Stainless steel cover**
- ¾" male connection from right hand or left hand side
- With 2 galvanized fixing brackets for fixation on the edge of the trough
- Mod. 874: water flow up to **40 l/min (11 gallons/min), max. 5 bar**
- Mod. 475 low pressure float valve: water pressure up to **max. 1 bar**

Ref. 131.0874



Ref. 131.0475



### Filling Valve Model 717

Ref. 131.0717

- Foreseen to fill water tanks: guarantees a minimum water level at the tank's bottom
- SUEVIA Filling Valve Model 717 is used in those drinking systems, which provide water through a storage tank. In this tank a pre-warmed water from milk cooling is collected after milking, in order to give it to the animals to drink. After this pre-warmed water is consumed, the SUEVIA filling valve provides fresh water as intermediary solution to the drinking system. The height of the desired fresh water level in the tank is regulated by a "floating weight". This is connected with a rope to the valve, which is mounted above the tank. If the water level is sufficient, the weight floats on the water surface and the valve is closed. If water level decreases, the valve opens again.
- 3 m rope inclusive
- ¾" male connection
- Suited for water pressure from **1 to max. 4 bar**
- With stainless steel nozzle



Ref.	Type	Packing Hints
131.0509	Float valve Mod. 509 , with plastic housing	1 piece
131.0506	Fixing bracket	1 piece
131.0513	High-performance float valve, Mod. 513	1 piece/box
131.0874	High-performance MAXIFLOW float valve, Mod. 874	1 piece/box
131.0475	Low pressure float valve Mod. 475	1 piece/box
131.0717	Filling valve Mod. 717	1 piece/bag





## ACCESSORIES FOR DRINKING BOWLS

### Circuit Pipe for Drinking Bowls

Ref. 103.2005

- Made of stainless steel
- Connections in 3/4" male
- Drinking bowls can be connected with this pipe to a 3/4" circuit. The water passes the valve on the top.
- For connection of following SUEVIA drinking bowls with 3/4" valve:  
Mod. 25R-VA3/4" (Ref. 100.0259), Mod. 12P-VA3/4" (Ref. 100.0129 and 100.0128),  
Mod. 375-VA3/4" (Ref. 100.3759), Mod. 1200-VA3/4" (Ref. 100.1209), Mod.  
18P-VA3/4" (Ref. 100.0189), Mod. 16P-VA3/4" (Ref. 100.0169), Mod. 19R-MS3/4" (Ref.  
100.0198)
- Height x width: approx. 123,5 x 17,5 cm

Ref.	Type	Packing Hints
103.2005	Circuit pipe stainless steel 3/4", for drinking bowls	1 piece

### Circuit Pipes for Trough Drinkers

Ref. 103.2006

- Made of stainless steel
- 2 connections 3/4" male + 1 connection 3/4" female
- For connection of following SUEVIA troughs:  
Mod. 500 (Ref. 130.0500), Mod. 520 (Ref. 130.0520),  
Mod. 600 (Ref. 130.0600), Mod. 620 (Ref. 130.0620)
- Troughs can be connected with this pipe to a 3/4" circuit. The water passes the valve.
- Height x width: approx. 120 x 15,5 cm

Ref.	Type	Packing Hints
103.2006	Circuit pipe stainless steel 3/4", for troughs Mod. 500, 520, 600, 620	1 piece

### Corrugated pipe for drinker connection

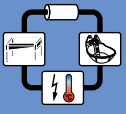
- Bendable corrugated pipe for connection of drinking troughs
- Corrugated pipe made of stainless steel, with brass union nuts.
- Version with 3/4" or 1" union nut, available in various lengths. For circuit lines due to the dislocation on the corrugated hose (from version with 3/4" union nut the hose passage becomes 1/2" ) usable only for small circuit lines. Not usable with large heaters with 400 W circulating pumps.
- Flat gaskets included

Ref.	Type	Packing Hints
<b>NEW!</b> 101.1283	Corrugated tube 3/4" IG/IG 300 mm	1 piece
<b>NEW!</b> 101.1284	Corrugated tube 3/4" IG/IG 400 mm	1 piece
<b>NEW!</b> 101.1291	Corrugated tube 3/4" IG/IG 500 mm	1 piece
<b>NEW!</b> 101.1285	Corrugated tube 1" IG/IG 400 mm	1 piece
102.1127	Connection pipe stainless steel 3/4", 19 cm, straight, m, m	1 piece

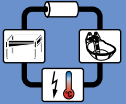
**STAINLESS STEEL  
CONNECTION PIPES p. 120**



**FITTINGS p. 124**



103.2005



**NEW!**





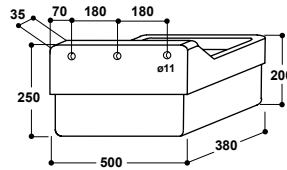
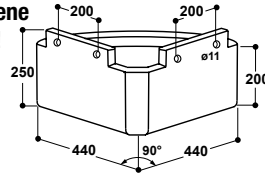
## FEEDER AND CLEANING BATHS

### Triangular Feeder Model 210 Rectangular Feeder Model 211

Ref. 160.0210

Ref. 160.0211

- Trough made of premium quality **UV-resistant polyethylene**
- Smoothly moulded edges – no risk of injury for the animal!
- Anti-waste rim prevents spillage
- Equipped with drainage plug for better cleaning
- Model 210 triangular feeder (Ref. 160.0210) contents 22 l
- Model 211 rectangular feeder (Ref.160.0211) contents 26 l



#### RECOMMENDED FOR:

Calves, horses

Ref.	Type	Packing Hints
160.0210	Triangular feeder Mod. 210	1 piece
160.0211	Rectangular feeder Mod. 211	1 piece

### Semicircle Feeder Model 212

Ref. 160.0212

- Ideal for mounting in horse boxes, e.g. on turnable feed doors!
- Dimensions approx. 62 x 19 x 31 cm
- Capacity 19 l

Ref.	Type	Packing Hints
160.0212	Semicircle feeder Mod. 212	1 piece

### Disinfection Bath for Boots SD80

Ref. 160.1086

- To avoid transport of bacteria into stable all entrances should be equipped with a disinfection bath for boots
- Bath made of high-quality **polyethylene** plastic
- **Anti-slip ground profile**
- Commercially available disinfectants can be used
- Capacity 19 l (5 gallons), dimensions (w x h x d) approx. 80 x 60 x 11 cm

Ref.	Type	Packing Hints
160.1086	Disinfection bath for boots, SD80	1 piece

### Cleaning Bath for Cattle KB200, 2,0 m KB280, 2,8 m

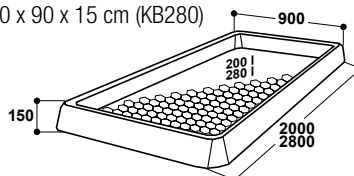
Ref. 160.0160

Ref. 160.0161



- Made of high-density **UV-resistant polyethylene**
- The **honeycomb design** guarantees that the cows' hooves are spread when passing through thus enabling easy entry of disinfectant, secure stance of animals
- Dimensions approx. 200 x 90 x 15 cm (KB200) or 280 x 90 x 15 cm (KB280)
- Capacity 200 l (KB200) or 280 l (KB280)

#### RECOMMENDED FOR:


Cattle, dairy cows, sheep



Ref.	Type	Packing Hints
160.0160	Cleaning bath for cattle KB200	1 piece
160.0161	Cleaning bath for cattle KB280	1 piece



with drainage plug



with drainage plug



with drainage plug

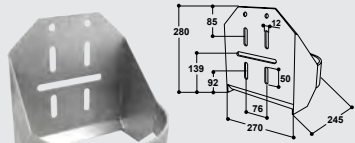
2,8 m!



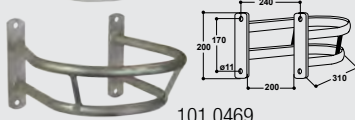




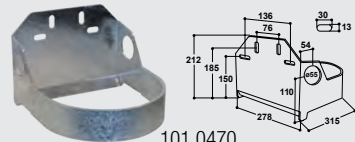
## ACCESSORIES FOR DRINKING BOWLS



101.0466



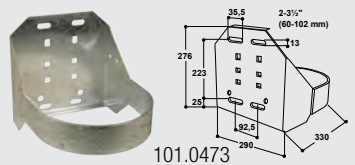
101.0469



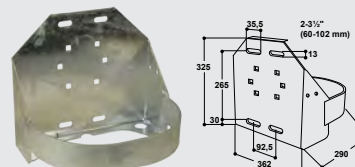
101.0470




101.0472



101.0473



101.0474



101.0475



102.0249



102.0255



102.0262



101.1435



101.1436

### Protections for Drinking Bowls

- To protect the drinking bowl against blows and impacts from the animals, galvanized

Ref.	Suited for
101.0466	Model 10P and 20 for wall and pipe fixation 1½" – 2" (48 - 60mm)
101.0469	Model 10P, 20, 12P, 25R, 46, 115, 1100 and 1200 only for wall fixation. For horses.
101.0470	Model 130P, 340, RUB for wall and pipe fixation (1½" – 2")
101.0472	Model 12P and 25R for wall and pipe fixation 2" – 3½" (60 - 102 mm)
101.0473	Model 115 and 1200 for wall and pipe fixation 2" – 3½" (60 - 102 mm)
101.0474	Mod. 19R for wall and pipe fixation 2" – 3½" (60 - 102 mm) (circuit connection: 103.1987 fits. 103.3003 does not fit!)
101.0475	Mod. 1220 for wall and pipe fixation 2" – 3½" (60 - 102 mm)

### Advantages of new protections Mod. 472, 473, 474 and 475:

- Simplified installation: first the drinking bowl is mounted into the protection bracket, then the whole unit is mounted on the pipe with fixing brackets.
- Fixation on 2"-3½"-pipes (60-102 mm) possible
- Optimized form for the drinking bowl
- Reinforced construction, more robust
- During installation of a connection set for ¾" water circuits it can be secured by two screws (M10x35, to be provided on site). This prevents any leakage of the water circuit.

### Pictures with accessories:

Mod. 25R



Mod. 19R



Ref.	Type	Packing Hints
101.0466	Protection bracket for Mod. 10P, 20	1 piece
101.0469	Protection bracket for Mod.10P, 20, 12P, 25R, 46, 115, 1100 und 1200	2 pieces/box
101.0470	Protection bracket for Mod. 130P, 340, RUB, RUC	1 piece
101.0472	Protection bracket for Mod. 12P, 25R	1 piece
101.0473	Protection bracket for Mod. 115, 1200	1 piece
101.0474	Protection bracket for Mod. 19R	1 piece
101.0475	Protection bracket for Mod. 1220	1 piece
131.0169	Fixing bracket M12 1½" - 2", galvanized	1 piece/bag
101.1241	Bracket galv. for 2½" / 77 mm, with nuts and washers	1 piece/bag
101.1242	Bracket galv. for 3½" / 102 mm, with nuts and washers	1 piece/bag
102.0249	Valve protection, for Mod. 25R, 12P, 18P, 46, 375, 1200, 1200P	1 piece
102.0255	Valve Protection, for Mod. 20	1 piece
102.0262	Valve Protection, for Mod. 370	1 piece
101.1435	Valve Extension, for Mod. 25R, for cattle with nose-rings	1 piece
101.1436	Valve Extension, for Mod. 46, for cattle with nose-rings	1 piece



## ACCESSORIES FOR CATTLE DRINKING BOWLS

### Adapter Plate for 1½" – 3½" Pipes

- Adapter plate, galvanized, for fixation of SUEVIA drinking bowls on 1½" – 3½" pipes
- For Mod. 10P, 12P, 16P, 18P, 19R, 20, 25R, 46, 60, 115, 130P, 340, 350, 370, 375, 1100, 1200, 1270, 1275.
- 2 fixing brackets necessary

Ref.	Type	Packing Hints
101.1240	Adapter plate, for 2½" – 3½" pipes	1 piece
101.1241	Bracket galv. for 2½" / 77 mm, with nuts and washers	1 piece/bag
101.1242	Bracket galv. for 3½" / 102 mm, with nuts and washers	1 piece/bag
131.0169	Fixing bracket M12 1½" – 2", galvanized	1 piece/bag



77 mm / 2½": 101.1241  
102 mm / 3½": 101.1242



131.0169  
49 mm / 1½"  
60 mm / 2"

### Mounting Brackets, galvanized

- For fixation of SUEVIA Drinking Bowls on posts or on tubes (for fixation of Models 10P, 12P, 16P, 18P, 19R, 20, 25R, 46, 115, 130, 340, 350, 1200)

Ref.	Type	Packing Hints
101.1486	Mounting Bracket for posts Ø 76 mm (2½")	1 piece/bag
101.1487	Mounting Bracket for posts Ø 102 mm (3½")	1 piece/bag
101.1488	Mounting Bracket for posts Ø 140 mm (5")	1 piece/bag



101.1486



101.1487



101.1488

### Corner plate

- For fixation of SUEVIA Drinking Bowls on a corner (for fixation of Models 12P, 25R, 370, 375)

Ref.	Type	Packing Hints
101.1490	Corner plate	1 piece




101.1490

### Lick Stone Holder, Stainless Steel

Ref. 101.0965

- Made of stainless steel
- For salt stones with 24 cm edges up to a weight of 25 kg

Ref.	Type	Packing Hints
101.0965	Lick stone holder, stainless steel	1 piece



### Armoured Hose for Connection of Drinking Bowls ½", ¾" or 1"

- Flexible armoured hose for connection of drinking bowls
- With **stainless steel wire woven around**
- Versions in ½", ¾" or 1", available in different lengths
- Female union nut, male thread, depending on version
- Flat sealing inclusive

Ref.	Type	Packing Hints
101.1276	Armoured hose 300 mm f/m ½"	1 piece
101.1277	Armoured hose 500 mm f/m ½"	1 piece
101.1278	Armoured hose 300 mm f/m ¾"	1 piece
101.1279	Armoured hose 500 mm f/m ¾"	1 piece
132.1182	Armoured hose 700 mm f/m ¾"	1 piece
101.1280	Armoured hose 1000 mm f/f 1"	1 piece








## CALF HUTS

### Calf Hut MINI

for calves up to **6 weeks** of age



**NEW!**



130.1403




MINI with hot-galvanized cage

### Calf Hut MIDI

for calves up to **8 weeks** of age



130.1503



MIDI with hot-galvanized cage

### Calf Hut MAXI

for calves up to **8 weeks** of age



**NEW!**



130.1602



MAXI with hot-galvanized cage

**Easy operation**, the locking bolts to open the cage are firmly attached to it.



**Always fresh air for your calf:** adjustable three-hole-ventilation in the rear wall




Made of **premium quality polyethylene**, rotomoulded, thus being insusceptible to shocks, weatherproof and of course **UV-resistant**



For cleaning purposes the **calf hut can be put on end**. The hut can be cleaned with usual cleaning material



**Zusätzliche Frischluftzufuhr:** Mit einstellbarer Dach-Entlüftung (MAXI)



Calf Hut MAXI is equipped **with two lugs** for ease of transportation.



## CALF HUTS

### Cage 131.1435 for MINI + MIDI

- Galvanized cage, easy handling, **length approx. 145 cm**
- Cage for MINI + MIDI: contains of 2 sideparts and door with 2 openings, optional: bucket bracket and calf bucket holder (accessories see p. 84)
- Inclusive all connection parts and screws.



Door can be opened with one hand and gets closed with an easy push!



accessories see p. 84



131.1437

Functional cage, with big tires, esay moving around!  
Optional with a towing bar (131.1437)

#### ACCESSORIES:



300.0288



131.1418



300.0012



300.0013



131.1016



131.1015

#### Stackable for despatch!

Depending on truck or container size

- Iglu MINI: max. 6 pcs./pallet
- Iglu MIDI: max. 6 pcs./pallet
- Iglu MAXI: max. 6 pcs./pallet



Can be easily cleaned with calf in the calf hut: the calf can be looked in the calf hut due to the displaceable front door!



131.1417 Front door with 2 openings for 2 buckets, hot-galvanized. If the calf is raised in the calf hut without a cage.

PG 2

Ref.	Type	Packing Hints
<b>NEW!</b> 130.1403	Calf hut MINI, opaque	1 piece
130.1502	Calf hut MIDI, opaque	1 piece
<b>NEW!</b> 130.1602	Calf hut MAXI, opaque	1 piece
131.1435	Cage for calf hut MINI and MIDI, hot-galvanized, incl. 2 side parts with wheels, front door with two openings	1 piece
131.1437	Towing bar for 131.1435	1 piece
131.1633	Cage for calf hut MAXI, hot-galvanized, incl. front side with two openings for 2 buckets, with wheels	1 piece
<b>NEW!</b> 131.1417	Front door for MINI / MIDI / MAXI, hot-galvanized, with two openings for 2 buckets	1 piece

**NEW!**







## CALF HUTS



### Accessories for Calf Huts MINI, MIDI and MAXI

The SUEVIA huts offer a maximum of functionality which pays off during use or when cleaning them afterwards. **Numerous accessories** for indoor or outdoor feeding are available for both versions. They offer you the ideal way to care for your animals and can be combined according to the users' wishes: e.g. pellets which should be given to the calf as of the 8<sup>th</sup> day onwards, can be dispersed to the animals in the hay container, or water in sufficient quantity in the buckets fixed in the hut or in the cage's wall.

PG  
2

Ref.	Type	
	300.0013	<b>Calf bucket drinker</b> , with teat, flat side, 8 l
	300.0049	<b>Lid</b> for flattened calf bucket drinker 8 l
	131.1015	<b>Holder</b> for flattened calf bucket drinker, galvanized
	300.0012	<b>Bucket</b> in plastic, 12 l
	300.0288	<b>Feeding bowl</b> , 5 l
	131.1016	<b>Bracket</b> , galvanized, for 12 l bucket or feeding bowl 5 l
	131.1418	<b>Container for hay and concentrates</b> for outdoor feeding (for cages 131.1434, 131.1633). In high-quality polyethylene, with galvanized cover easy to tilt. The upper part is used as a hay rack (bars in stainless steel), the lower part is used for familiarization of calves to concentrates.
	131.1420	<b>Container for concentrates</b> , for Standard-cage
	300.0632	<b>Calf Coat Standard</b> , grey, back length 67 cm. Improves calf's immune system and supports his well-being in his first days and weeks after birth.






### SUEVIA Calf hut for 5 calves

- Calf hut for a group of 5 calves made of **premium quality polyethylene**, weather-proof and of course **UV-resistant**
- Calves rest in a dry and protected place, protected by wind and weather.
- In case of very high temperatures the calves are protected inside from direct sunlight and find a very comfortable interior resting area both in summer and winter time.
- Thanks to the position of the ventilation system, the air exchange can be adjusted to every weather condition.
- The smooth surface is easy to clean!
- Rotomoulded, thus being insusceptible to shocks, it does not break easily in comparison with calf huts made of GFK
- A stainless steel threshold and sideways reinforcement L-profiles reinforce the calf hut: built to last for years!
- Large rotating loop can be easily reached from all sides for calf hut transportation.

**Breeding your calves in a SUEVIA calf hut offers your calves ideal conditions for a quick and healthy growth!**



Rear window with integrated ventilation. When opening both parts of the window an increased air exchange can be reached.

Large rotating loop can be easily reached from all sides for calf hut transportation

Easy to refill straw through the rear window







## CALF HUTS



### Solid hot-galvanized cage

- Front feeding gate with single and group headlock device
- Entrance door with reinforced frame, which offers high stability even when opened
- Extensive available accessories makes individual adaptation to your farm processes possible!



Calves can be blocked in the hut with the lateral part of the cage



**Drinking bowl Mod. 375-VA** with fixation for fence (131.1768). Little hollow, which acts as a water supply behind the valve, encourages animal learning!



Door can be opened with one hand and gets closed with an easy push!

PG  
2

Ref.	Type	Packing Hints
130.1742	Calf hut for 5 calves, incl. 2 large swing wings at the back, reinforced with stainless steel, rotatable loop Dimensions outside: (L x W x H) 243 x 226 x 180 cm Dimensions inside: (L x W x H) 220 x 208 x 173 cm; passage height 147 cm	1 piece
131.1761	Cage for calf hut for 5 calves: front feeding gate with single and group headlock device; one side with 3 openings for optional holder for 1 m feeding trough; one side with door	1 piece
131.1762	Holder for 5 bucket drinkers (can be tilted upwards and locked)	1 piece
300.0013	Calf bucket drinker, 8 l	1 piece
300.0049	Lid for calf bucket drinker, flat side, 8 l	1 piece
131.1763	Holder for one feeding trough 2 m (or 2 feeding troughs 1 m)	1 piece
131.1764	Feeding trough 2 m (suitable for holder 131.1763)	1 piece
131.1765	Feeding trough 1 m (1 or 2 pcs suitable for holder 131.1763, or 1 pc for holder 131.1766)	1 piece
131.1766	Holder for one feeding trough 1 m	1 piece
131.1767	Holder for 5 pcs 15 l buckets	1 piece
131.1768	Fixation for Mod. 375, galvanized, with bolts	1 piece
300.0045	Bucket 15 l, green	1 piece
100.3753	Drinking bowl Mod. 375-MS, brass valve	1 piece/box
100.3759	Drinking bowl Mod. 375-VA, stainless steel valve	1 piece/box




### ACCESSORIES:



131.1763 Holder for one feeding trough 2 m  
(or 2 feeding troughs 1 m)



131.1764 Feeding trough 2 m (suitable for holder 131.1763)



131.1765 Feeding trough 1 m (1 or 2 pcs suitable for holder 131.1763)



131.1766 Holder for one feeding trough 1 m



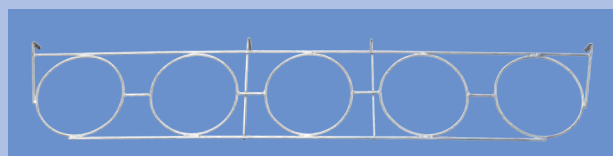
131.1765 Feeding trough 1 m, sideways (on 131.1766 Holder for one feeding trough 1 m is necessary)



131.1762 Holder for 5 bucket drinkers (can be tilted upwards and locked)



300.0013 Calf bucket drinker, flat side, 8 l  
300.0049 Lid for calf bucket drinker, flat side, 8 l



131.1767 Holder for 5 pcs 15 l buckets



300.0045 Bucket 15 l, green







## COW BRUSHES



### SUEVIA Cow Brushes

#### Clean, healthy and safe!

Cows want to rub and to scrape. They clean themselves this way and get rid of external impurities. Moreover the brushing stimulates the blood circulation. The use of SUEVIA's cow brush is an essential contribution to a **maximum comfort level for the cow** and basic for a high milk production. The animals are calmed down, their well-being is increased. Time-consuming **cleaning by hand is reduced to a minimum!**

#### Scratch brush 90x30 cm

- Animals can rub themselves easily
- Quick and easy to mount
- Vertical mounting on a wall through 6 holes Ø13 mm.
- Stable wooden plate with high quality and robust nylon bristles
- Suitable for indoor use.

PG  
2

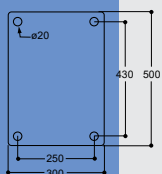
Ref.	Type	Packing Hints
<b>NEW!</b> 130.5009	Scratch plate 90x30 cm	1 St.

### Brush TWISTER

- Free vertically swinging brush, without electrical gear.
- Offers animals a possibility to rub and to scrub themselves
- Ideal for use as an activity or an anti-stress toy
- Due to pendular hanging suited for animals of different size, no height adjustment necessary
- Anatomically formed brush, 75 cm long
- Resistant bristles made of premium-quality plastic
- Easy mounting
- According to building height, it is possible to fix the brush to the ceiling or to the rafter, connecting it with the plastic-coated mounting bar (75 cm long, Ref. 131.4151). For higher buildings it is possible to mount additional mounting bars. As alternative a solid hot galvanized suspension arm (overhang 1,20 m, Ref. 131.4152) is available for fixation on a wall or a post. Suspension arm and mounting bar must be ordered separately.
- For the installation inside or outside the stable
- Suited for cattle, calves, goats and horses

PG  
2

Ref.	Type	Packing Hints
131.4153	Brush TWISTER	10 pieces/pallet
131.4151	Mounting bar with welded shackles	1 piece
131.4152	Suspension arm, hot galvanized	10 pieces/pallet







Pat.

### Cow Brush EASYCLEANER Brush EASYCLEANER MINI for calves and goats

Ref. 130.5011

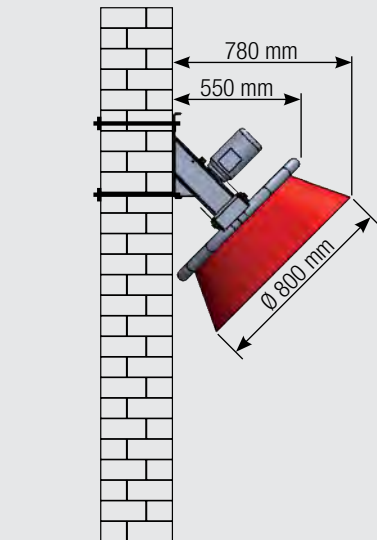
Ref. 130.5015

- Brush disc is placed in an inclined position. The extensive brushing surface and the rotating brushing movement provide a steady massage of the head and back section as well as big parts of the flanks and offer the cows a maximum cow comfort
- Suitable for animals of different size due to inclined mounting, no height adjustment necessary
- Bristles made of a very solid and special plastic
- Solid, space-saving construction
- Actuation via maintenance-free and heavy-duty gear with gear wheels made of hardened steel
- Easy start of actuation by touching the brush
- Change of direction of rotation of bristles each time when the brush is operated, ensuring an even use of bristles. Operating time approx. 2 min.
- **Resistance reverse mechanism adjustable.** In case of an overload situation e.g. wound up tail, the EASYCLEANER stops automatically and changes direction of rotation
- For indoor use. Easy installation on a wall or on a post
- **EASYCLEANER for 60 cows, EASYCLEANER MINI 80 for calves and goats.**

#### Technical Data:

Ref.	130.5015	130.5011
Electric motor	230 V, 50 Hz	230 V, 50 Hz
Motor power	370 W	370 W
Brush speed	34 rpm/min	34 rpm/min
Dimensions h x w x d	900 x 600 x 700	960 x 830 x 780
Weight	approx. 65 kg	approx. 67 kg

compact design,  
also for narrow spaces!  
graphic shows EASYCLEANER



PG 2

Ref.	Type	Packing Hints
130.5011	Cow brush EASYCLEANER, 230 V, 50 Hz	2 pieces/pallet
130.5015	Brush EASYCLEANER MINI for calves and goats, 230 V, 50 Hz	2 pieces/pallet







## COW BRUSHES







**ENERGY-SAVING  
+ WITHOUT SWITCH**

**Technical data:**

<b>Ref.</b>	130.5010
<b>Electric motor</b>	230 V, 50/60 Hz
<b>Motor capacity</b>	250 W
<b>Protection</b>	IP54
<b>Brush speed</b>	45 rpm/min
<b>Dimensions (H x W x D)</b>	1150 x 400 x 1085 mm
<b>Weight</b>	124 kg

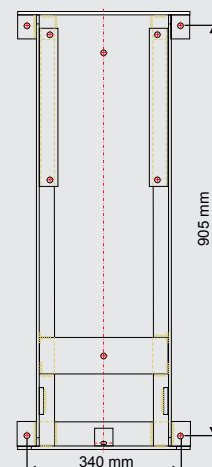
### Cow brush KRAZZMAXX IV

Ref. 130.5010

- Anatomically formed brush, Bristles made of a very solid and special plastic
- For up to 100 cows. In order that every cow has enough time for brushing and wellness, the ideal cow quantity is 60 cows.
- Actuation via maintenance-free and **heavy-duty gear with gear wheels made of hardened steel. MADE IN GERMANY.**
- Splash-water-protected and dust-proof motor. An integrated frequency converter **saves up to 35% of energy** compared to conventional motors with same brush power.
- Suitable for animals of different size due to pendulum mounting height range ~25 cm)
- KRAZZMAXX **starts automatically**, as soon as a cow scrubs at the brush. No switch or lifting needed any more. Rotates as long as a cow gets brushed. The brush continues to rotate further 20 s after the cow's brushing. With every start the brush rotates in the opposite direction, for an even bristle wear.
- **Resistance reverse mechanism:** In case of an overload situation e.g. wound up tail, the KRAZZMAXX stops automatically and changes direction of rotation
- Brush ready-for-connection, for indoor and outdoor use (in a yard under a small shelter).



Ref.	Type	Packing Hints
130.5010	Cowbrush KRAZZMAXX IV, 230 V, 50/60 Hz	2 pieces/pallet 68 pieces/truck







## DRINKING BOWLS FOR SHEEP AND GOATS

### Drinking Bowls for Sheep and Goats

The following gives you a summary of the SUEVIA drinking bowl range for sheep and goats. In this category you will find drinking bowls which are made of high-quality **cast iron, plastic or polyethylene**. For free stalls we can offer you a range of heated and frost-protected troughs. Also for pasture animals you will find a selection of various water supply systems.

Our cast iron drinking bowls are equipped with a high-quality enamel coating, which guarantees a long-lasting, optimal and hygienic surface protection. Also the plastic we use is carefully chosen for uses that involve animal keeping and is constantly quality controlled.

When using our drinking bowls for sheep and goats, we would draw special attention to our drinking bowl **Model 370 and Model 375 with drink inducer**. In order to guarantee that young stock is brought up in a healthy manner, it is necessary that they learn to drink enough water independently at an early stage. Therefore on Model 370 and Model 375 we have located a small **hollow** behind the tube valve, which encourages animal learning. Young animals, which have not yet learnt how to activate the valve can lap up the remaining water out of the enticement basin. With time they will drink water from this bowl and automatically learn how to use the easy to activate tube valve. An early, independent and sufficient water supply is guaranteed this way.

Alternatively **drinking bowls with float valve**, offering constant water level to the animals, such as drinking bowls **Model 125, 127K, 130P, 340 or 350** are used. In all of these cases the animal does not need to operate a mechanism to access water.

We also supply solutions for free stalls which guarantee reliable water supply even in extremely cold (minus) temperatures. You can choose from a selection of **heated drinking bowls** Model 43A, 46, 127K-H, 130P-H and **ISO-Drinker** Model 6620 (each with installed heating), **Thermo Source Drinkers, which do not require electricity**, or **stainless steel troughs** which can be kept frost-free with a heating element or can be integrated into a water circuit.

For frost protection of the pipes and connections above ground we offer a large range of **frost protection heating cables** and **heating units** for water circuits.

	Milk production in liter	Water intake in liter /animal /day	Mounting height of drinking bowls
Sheep	—	1,5 – 4	30 – 40
Goats	—	2 – 4	30 – 40
Goats	2	6 – 7	30 – 40

The mounting heights indicated in this list are standard values. It has, however, to be taken care to the individual type of animal and the intended use of the drinker on the spot. Water intake always depends on local ambient temperature.







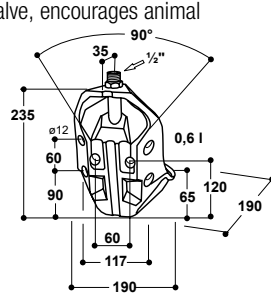
## DRINKING BOWLS FOR SHEEP AND GOATS

### Drinking Bowl with Drink Inducer Model 370 with 1/2" brass valve Model 370 with 1/2" stainless steel valve

Ref. 100.0370

Ref. 100.0379

- Bowl made of **cast iron, completely enamelled**, easy to clean
- **Always fresh and clean water** – no risk of dirty water as in the case of drinking bowls with float valve
- Smoothly running tube valve even at high water pressure of max. 6 bar
- Valve can be operated from all sides
- **Little hollow**, which acts as a water supply behind the valve, encourages animal learning
- Calm water flow through tube valve
- 1/2" female connection from the top
- **Water flow continuously adjustable** from outside by means of a **regulation screw**
- Special back side design enables easy fixation into 90° corners, on the wall or on pipes



#### ACCESSORIES:

- **1 fixing bracket** (Ref. 131.0152)
- **Height regulation without tools in stainless steel** (Ref. 101.0433) adjustable height range 50 cm, in 10 cm-steps

**RECOMMENDED FOR:** Sheep, goats, calves, dogs

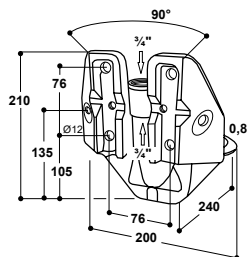
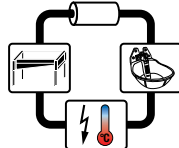
Ref.	Type	Packing Hints
100.0370	Drinking bowl Mod. 370-MS1/2", brass valve	1 piece/box
100.0379	Drinking bowl Mod. 370-VA1/2", stainless steel valve	1 piece/box
131.0152	Fixing bracket M10 1" – 1 1/2", galvanized	1 piece/bag
101.0433	Height regulation without tools, in stainless steel	1 piece

### Drinking Bowl with Drink Inducer Model 375 with 3/4" brass valve Model 375 with 3/4" stainless steel valve

Ref. 100.3753

Ref. 100.3759

- Bowl made of **cast iron, completely enamelled**, easy to clean
- **Always fresh and clean water** – no risk of dirty water as in the case of drinking bowls with float valve
- Smoothly running tube valve even at high water pressure of max. 6 bar
- Valve can be operated from all sides
- **Little hollow**, which acts as a water supply behind the valve, encourages animal learning
- Calm water flow through tube valve
- 3/4" female connection from from top and bottom:  
**suited for installation into water circuits!**
- **Water flow continuously adjustable** from outside by means of a **regulation screw**
- Special back side design enables easy fixation into 90° corners, on the wall or on pipes



#### ACCESSORIES:

- **2 fixing brackets** (Ref. 131.0169), for fixation on 1" – 1 1/2" pipes
- **Connection set for 3/4" water circuits** (Ref. 103.1983), made of stainless steel, for easy installation into water circuits
- **Height regulation without tools in stainless steel** (Ref. 101.0433) adjustable height range 50 cm, in 10 cm-steps



#### RECOMMENDED FOR:

Calves, sheep, goats, dogs

Ref.	Type	Packing Hints
100.3753	Drinking bowl Mod. 375-MS3/4"	1 piece/box
100.3759	Drinking bowl Mod. 375-VA3/4"	1 piece/box
131.0169	Fixing bracket M12 1 1/2" – 2", galvanized	1 piece/bag
101.0433	Height regulation without tools, in stainless steel	1 piece
102.1127	Connection pipe stainless steel 3/4", 19 cm, straight, m, m	1 piece
103.1983	Connection set for 3/4" water circuits	1 piece/bag



also with 1/2" stainless steel valve



131.0152

drink inducer



#### INSIDER TIP!

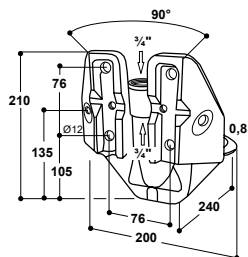
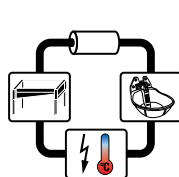
**Drinking bowl with drink inducer for sheep, goats, calves and dogs**

In order to guarantee that young stock is brought up in a healthy manner, it is necessary that they learn to drink enough water independently at an early stage. Therefore on Model 370 and 375 we have located a small **enticement basin** behind the tube valve. Young stock, which have not yet learnt how to activate the valve can lap up the remaining water out of the enticement basin. With time they will to drink water from this bowl and automatically learn how to use the easy to activate tube valve. An early, independent and sufficient water supply is guaranteed this way.

## SUITED FOR WATER CIRCUITS!



also with 3/4" stainless steel valve



103.1983



102.1127







## DRINKING BOWLS FOR SHEEP AND GOATS



102.0352

### Drinking Bowl with Float Valve, MINICUP Model 127K (cast iron, plastic-coated)

Ref. 100.1270

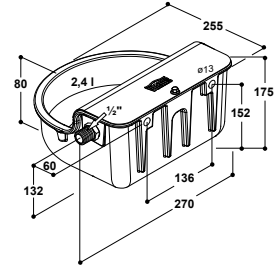
- Bowl made of **cast iron, plastic-coated**
- With float valve up to 5 bar
- Removable cover in stainless steel
- Constant water level – simple adjustment
- With **push-out-plug for easy drainage!**
- ½" male connection from right or left hand side

#### ACCESSORIES:

- **Elbow union ½" x ½" f/f** (102.0352)
- **Height regulation** (101.0433)

#### RECOMMENDED FOR:

Sheep, goats, calves, dogs, pets



**AVAILABLE ALSO WITH HEATING » p. 21**



102.0352

### Drinking Bowls with Float Valve Model 130P (plastic) for max. 5 bar Model 130P-N (plastic) for max. 1 bar

Ref. 100.0130

Ref. 100.0131

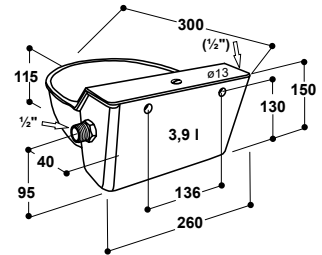
- Large bowl made of **high-quality plastic**
- Float valve allowing quick water flow
- Removable cover in stainless steel
- No sharp edges, no risk of injury!
- Constant water level – simple adjustment
- With **plug** for quick drainage
- ½" male connection, from right or left hand side
- **Mod. 130P-N: for low pressure, max. 1 bar**

#### ACCESSORIES:

- **Elbow union ½" x ½" f/f** (Ref. 102.0352) for connection of water line from top or bottom
- **Height regulation without tools in stainless steel** (Ref. 101.0433) adjustable height range 50 cm, in 10 cm-steps

#### RECOMMENDED FOR:

Sheep, calves, horses, dogs



Ref.	Type	Packing Hints
100.1270	Drinking bowl MINICUP, Mod. 127K	1 piece
100.0130	Drinking bowl Mod. 130 P	1 piece
100.0131	Drinking bowl Mod. 130 P-N	1 piece
100.0340	Drinking bowl Mod. 340	1 piece/box
100.0350	Drinking bowl Mod. 350	1 piece
101.0433	Height regulation without tools, in stainless steel	1 piece
102.0352	Elbow union with sealing, ½" female x ½" female	1 piece/bag





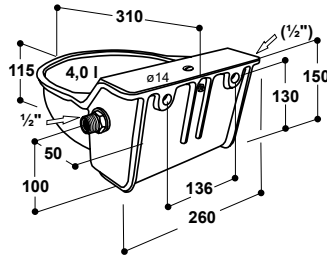
## DRINKING BOWLS FOR SHEEP AND GOATS

### Drinking Bowl with Float Valve

**Model 340 (cast iron, enamelled) for max. 5 bar**

Ref. 100.0340

- Large bowl made of **cast iron, black enamelled**
- Float valve allowing quick water flow
- Removable cover in stainless steel
- No sharp edges, no risk of injury!
- Constant water level – simple adjustment
- ½" male connection, from left or right hand side



102.0352

#### ACCESSORIES:

- **Elbow union** ½" x ½" f/f (102.0352)
- **Height regulation** (101.0433)

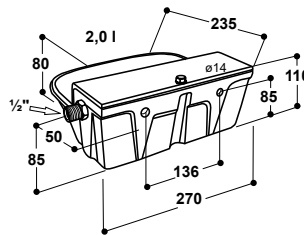
**RECOMMENDED FOR:** Sheep, goats, dogs, deer, horses, calves, cattle (with anti-suction ring), bulls (with nose ring)

### Drinking Bowl with Float Valve

**Model 350 (cast iron, enamelled inside) 5 bar**

Ref. 100.0350

- Large bowl made of **cast iron, white enamelled inside**
- Float valve allowing quick water flow
- Removable cover in stainless steel
- No sharp edges, no risk of injury!
- Constant water level – simple adjustment
- ½" male connection, from right hand side



102.0352

#### ACCESSORIES:


- **Elbow union** ½" x ½" f/f (102.0352)
- **Height regulation** (101.0433)

**RECOMMENDED FOR:** Sheep, goats, dogs

### Height regulation without tools in stainless steel

Ref. 101.0433

- **Completely made of stainless steel**
- Length 75 cm, adjustable height range 50 cm, in 10 cm-steps
- Enables to adjust the height of drinking bowls **without tools**
- For drinking bowls Model 127K, 130P, 130P-N, 340, 350, 370, 375
- Connection to water line by means of a flexible tube



101.0433

101.0433

Height regulation with Mod. 130P



**NEW!**  
STAINLESS  
STEEL COVER







## DRINKING BOWLS FOR SHEEP AND GOATS



### Troughs for Pasture

Model WT200


Ref. 160.0103

p. 72



### Brush TWISTER for goats

- Free vertically swinging brush. delivered in single parts: brush, mounting bar and suspension arm
- Technical data see **p. 88**



### Model WT80

Ref. 160.0102

### Model WT80-N

Ref. 160.0106

p. 71



### Model WT30

Ref. 160.0030

### Model WT30-N

Ref. 160.0031

p. 71



### Water Tank 500 l

Ref. 160.0305

### Water Tank 1300 l

Ref. 160.0310

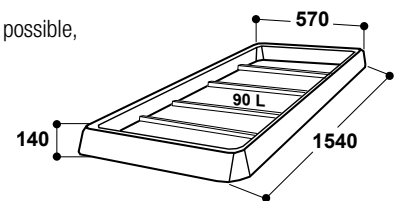
- Contents 500 l : dimensions (h x w x d) 91x80x120 cm
- Contents 1300 l : dimensions (h x w x d) 131x120x130 cm
- Technical data and accessories see **p. 73**



### Cleaning Bath for Sheep KB150

Ref. 160.0150

- Made of high-density **UV-resistant polyethylene**
- Due to compact construction an easy transportation possible, ideal for mobile shepherds
- With rigged floor for secure stance
- Dimensions 154 x 57 x 14 cm (61" x 23" x 6")
- Capacity 90 l (24 gallons)



#### RECOMMENDED FOR:

Sheep

Ref.	Type	Packing Hints
160.0150	Cleaning bath for sheep KB150	1 piece

#### INSIDER TIP!

In order to avoid that sheep spring over the cleaning bath and to increase efficiency, practice shows that it is highly recommended to place two cleaning baths for sheep lengthwise one after the other!





## DRINKING BOWLS FOR SHEEP AND GOATS

### Heated Drinkers

**Model 46 with brass valve 1/2"**

Ref. 100.0046

**Model 46 with stainless steel valve 3/4"**

Ref. 100.1469

- Particularly recommended for mother sheep / ewe
- **Frost-free down to -15°C. Remaining water in the bowl will not freeze!**
- Due to subsequent installation of valve heating (24 V, 5 W, Ref. 101.1405) **frost-free down to -35°C**
- One drinking bowl sufficient for 20 – 30 mother sheep / ewe
- Technical data and accessories see **p. 25**



p. 25



Valve Heating 24 V, 5 W  
101.1405

**Model 43A (80 W heating element)**

Ref. 100.0043

**Model 43A-SIBIRIA (180 W heating element)**

Ref. 100.1044

- Ideal for use with sheep, goats, deer, calves, horses, and other small domestic animals with sensitive noses!
- **Frost-free down to -20°C**
- One drinking bowl sufficient for 30 – 40 sheep or goats
- Technical data and accessories see **p. 27**



p. 27

**NEW!**  
STAINLESS  
STEEL COVER



### Drinking Bowl with installed heating

**Model 130P-H**

Ref. 100.1305



p. 21

- Due to installed heating element (24 V, 20 W), the drinker is **frost-free** down to **-10°C**
- Technical data and accessories see **p. 21**

### Thermo Tube 400 mm

Ref. 101.0344

- For installation of heated drinking bowl Mod. 43A
- Details see **p. 27**



**TRANSFORMERS, HEATING UNITS,  
FROST PROTECTION HEATING CABLES  
AND FURTHER ACCESSORIES » p. 30 – 35**



p. 32 – 35



p. 30 – 31

### Frost-Protected Drinkers

#### Thermo Source Drinker

**Model 850 with one drinking place**

Ref. 130.0850

**Model 860 with two drinking places**

Ref. 130.0860

- Frost-protected down to **-10°C, without electricity!** **p. 37**



- for 35 – 50 sheep / goats
- for 75 – 100 sheep / goats

### ISO-Drinker with Float Valve, Two Drinking Places

**Model 6620 (180 W, frost-free down to -20°C)** Ref. 130.6620

**Model 6620-SIBIRIA (380 W, down to -30°C)** Ref. 130.6621

- Frost-free down to **-20°C** with heating 180 W
- **Model 6620-SIBIRIA** with heating 380 W down to **-30°C** frost-free!

**p. 61**



Valve cover can be opened without use of tools

Drainage plug in the bowl's bottom

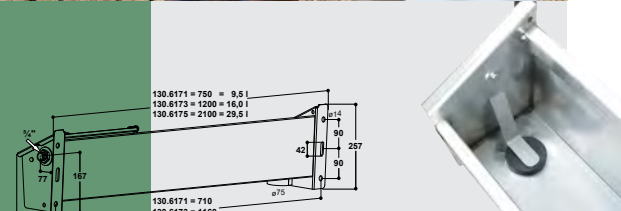
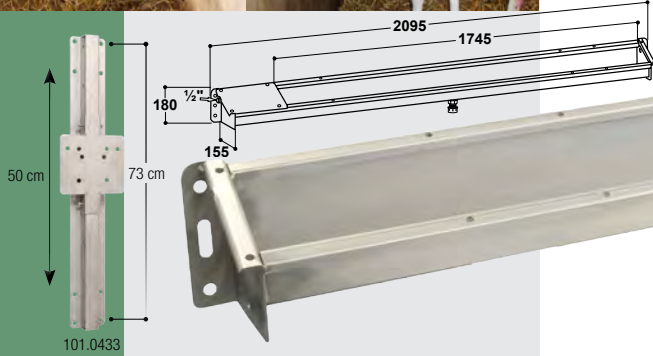
Incl. armoured tube and frost protection heating cable 24 V



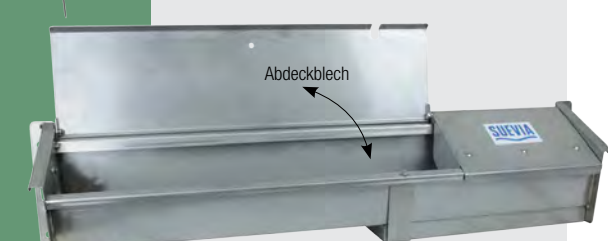




## DRINKING BOWLS FOR SHEEP AND GOATS



130.6173



130.6173 + 131.6045 + 131.6056

### Trough in Stainless Steel for sheep and goats

- Trough for wall fixation
- Completely made of **stainless steel**
- For 50 – 80 sheep / goats
- **With float valve - constant water level**
- According to water pressure, water flow up to 5 l/min
- ½" lateral male connection, possible from left or right
- Integrated drainage hole for quick evacuation
- Contents 7/13 l (2/3,5 gallons)

#### ACCESSORIES:

- **Heating element 24 V, 180 W (131.6057)**
- **Height regulation without tools in stainless steel (101.0433, 2 pcs.)**
- **¾" circuit connection set (103.3010)**

RECOMMENDED FOR: Sheep, goats



Ref.	Type	Packing Hints
130.6153	Trough in stainless steel 1,2 m, for sheep and goats	1 piece
130.6155	Trough in stainless steel 2,1 m, for sheep and goats	1 piece
101.0433	Height regulation without tools, in stainless steel	1 piece
131.6057	Heating element with fixation, 24 V 180 W, for 130.615x	1 piece/bag
<b>NEW!</b> 131.6191	Heating element with fixation, 24 V 180 W, for 130.615x with thermostat for water temperature ~15°C	1 piece/bag
<b>NEW!</b> 131.6192	Retrofit kit, thermostat for 131.6056, 131.6057	1 piece/bag
103.3010	¾" circuit connection set for 130.615x	1 set/bag

### Trough in Stainless Steel for sheep and goats


- Trough for wall fixation
- Completely made of **stainless steel**
- For up to 20 (130.6171), 50 (130.6173) or 80 sheep / goats (130.6175)
- With float valve - constant water level, water flow **up to 40 l/min**
- ¾" lateral male connection on right side
- **Float valve cover can be pivoted upwards without use of tools**
- Integrated drainage hole Ø 60 mm for quick evacuation

#### ACCESSORIES:

- **Cover:** protects the water when the stable is covered with straw
- **Heating element 24 V, 180 W (131.6056)**
- **¾" circuit connection set (103.3008)**

RECOMMENDED FOR: Sheep, goats

Ref.	Type	Packing Hints
130.6171	Trough in stainless steel 0,75 m	1 piece
131.6044	Cover for 130.6171, stainless steel	1 piece
130.6173	Trough in stainless steel 1,2 m	1 piece
131.6045	Cover for 130.6173, stainless steel	1 piece
130.6175	Trough in stainless steel 2,1 m	1 piece
131.6046	Cover for 130.6175, stainless steel	1 piece
131.6056	Heating element 24 V, 180 W, for 130.617x	1 piece
<b>NEW!</b> 131.6193	Heating element with fixation, 24 V 180 W, for 130.617x with thermostat for water temperature ~15°C	1 piece/bag
<b>NEW!</b> 131.6192	Retrofit kit, thermostat for 131.6056, 131.6057	1 piece/bag
103.3008	¾" circuit connection set for 130.616x, 130.617x	1 set/bag





### Trough in Stainless Steel for geese


- For geese, completely made of **stainless steel**
- With float valve - constant water level, water flow **up to 40 l/min**
- **Float valve cover can be pivoted upwards without use of tools**
- ¾" lateral male connection
- For wall and ground fixation
- Integrated drainage hole Ø 100 mm for quick evacuation
- 20 cm water width, water depth 10 cm
- External dimensions: 1,2 m/2,35 m, contents 23/44 l

#### ACCESSORIES:

- **Heating element**, 24 V, 80 W ( ref. 131.0524)
- ¾" **circuit connection set** (103.3008)

#### RECOMMENDED FOR:

Geese



Ref.	Type	Packing Hints
130.6163	Trough for geese 1,2 m, stainless steel	1 piece
130.6165	Trough for geese 2,35 m, stainless steel	1 piece
131.0524	Heating element Mod. 524, 24 V, 80 W	1 piece
103.3008	¾" circuit connection set for 130.616x, 130.617x	1 set/bag



103.3008



### Trough, narrow, in Stainless Steel for geese / goats


- Completely made of **stainless steel**
- With float valve - constant water level, water flow **up to 40 l/min**
- **Float valve cover can be pivoted upwards without use of tools**
- ¾" lateral male connection
- For wall and ground fixation
- Integrated drainage hole Ø 60 mm for quick evacuation
- 15 cm water width, water depth 10 cm
- External dimensions: 1,2 m/2,35 m, contents 17/33 l

#### ACCESSORIES:


- **Heating element 24 V, 180 W** (131.6055)
- ¾" **circuit connection set** (103.3008)

#### RECOMMENDED FOR:

Geese, goats



Ref.	Type	Packing Hints
130.6164	Trough, narrow, 1,2 m, stainless steel	1 piece
130.6166	Trough, narrow, 2,35 m, stainless steel	1 piece
131.6055	Heating element, 24 V, 180 W for 130.6164, 130.6166	1 piece
103.3008	¾" circuit connection set for 130.616x, 130.617x	1 set/bag



103.3008







## DRINKING BOWLS FOR PIGS

### Drinking Bowls for Pigs

The following describes our range of SUEVIA drinking bowls for pigs.

In this category you find drinking bowls, which are either made of high-quality cast iron, stainless steel or special plastic. We also offer a large range of nipple drinkers, spraying nipples and various pin valves. Our troughs have been developed on the basis of our long-term experience and cooperation with leading research institutions.

Enamelled cast iron drinking bowls produced by SUEVIA have been in use for the pig keeping for decades and are well known for their

- **robustness**
- **long life**
- **stain-resistance**
- **hygienic surface texture.**

Over the last few years the program has been extended with different stainless steel models.

We place special emphasis in designs that protect the drinking bowls against soiling. By using tube or pin valves dirt traps are eliminated. The service and the cleaning of drinking bowls can be done quickly and simply. The activation of the valves is easy and quickly grasped by the animals.

Especially for fattening pigs apart from proper drinking bowls, nipple drinkers are popular and are liked to be used in addition to the drinking bowls. The installation height of the nipple drinkers should be approx. 5 – 10 cm above the back height of the animals, so the pig's neck is stretched upwards when drinking.

Water flow can easily be regulated and adjusted in an optimal way to meet the needs of the animals on both the SUEVIA drinking bowls and SUEVIA Nipple drinkers by means of the regulation screw actuated from outside or by nozzles in the valves. Despite good adjustment possibilities nipple drinkers show a significantly higher water loss potential due to the animal's tendency to play with the valves. This in turn results in more slurry.

**An optimal water supply is an important foundation for a healthy animal and lays the cornerstone for a successful venture.**

Choose now the type of drinking facility yourself, which will best suit your needs!

The following table gives indications on the animal's water consumption, recommended flow rate and installation heights.

	Animal's weight	Ø Average water intake in liter /animal /day	Recommended water flow rate in l/min	Mounting height of drinking bowls in cm <small>(from the floor up to lower edge of bowl)</small>	Mounting height nipple drinker in cm <small>(from the floor up to lower edge of nipple)</small>
<b>Piglets</b> <small>(experienced: per weaned piglet approx. 1 l/10 kg of body weight)</small>	5	0,7	0,5	5 – 7	15
	10	1,0	0,5	8 – 12	30 – 50
	20	2,0	0,5 – 0,8	8 – 12	30 – 50
<b>Fattening pigs</b> <small>(Experienced: approx. 2,5 – 3 l of water/ kg feed intake)</small>	20 – 30	3 – 4	0,5 – 0,8	15 – 20	40 – 55
	30 – 80	4 – 8	0,8 – 1,5	15 – 20	60 – 75
	80 – 110	8 – 10	0,8 – 1,5	15 – 20	65 – 80
<b>Sows</b>	empty and in pig	8 – 12	1,2 – 1,8	25 – 35	90
	heavy in pig	10 – 15	1,2 – 1,8	25 – 35	90
	suckling with piglets	15 + 1,5 each piglet	2 – 4	–	90
<b>Boars</b>	–	10 – 15	1,2 – 1,8	30 – 40	90

Mentioning these installation heights it is the question of approximate values.

An individual adjustment has to be done according the type of animal and intended use of drinkers.





## TABLE OF CONTENTS AND SYMBOL EXPLANATION

### 102 Drinking Bowls for Piglets



### 108 Drinking Bowls for Fattening Pigs



### 109 Drinking Bowls for Sows and Boars



### 110 Drinking Bowls for Sow with Piglets



### 114 Troughs for Sows in Groups



### 116 Nipple Drinkers for Piglets



### 117 Nipple Drinkers for Fattening Pigs




### 118 Nipple Drinkers for Sows and Boars



### 119 Spraying Nipples



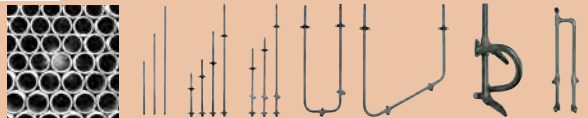
### 120 Pin Valves



### 121 Wall Angles



### 122 Stainless Steel Connection Pipes



### 124 Fittings



### 126 Accessories for Installation



Suited for:



Pigs

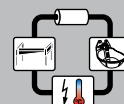


Piglets

Symbols explanation:



Package unit:  
2 pieces in blister



suited for installation into  
a water circuit




Price group 2  
Special conditions  
are valid





## DRINKING BOWLS FOR PIGLETS



### Drinking Bowl Model 90

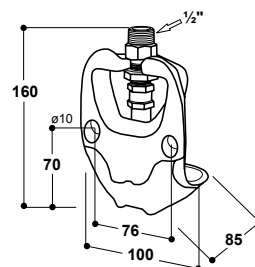
with brass valve

Ref. 100.0090

with stainless steel valve

Ref. 100.0909

- For suckling piglets up to 15 kg (33 lbs)
- Bowl made of **cast iron, completely enamelled**
- Smoothly running pin valve with **drip screw to attract newborn piglets to drink** (only in the version with brass valve)
- Water flow regulation by enlarging the nozzle boring
- ½" male connection from the top



#### RECOMMENDED FOR:

Piglets from birth up to 15 kg

### INSIDER TIP!

Drinking the water very early on their own is very important for the piglet's growth!

In order to reach this SUEVIA equipped the valve of Model 90 (with brass valve) **with a drip screw**. After birth the drip screw is loosened slightly. Some water drops run down alongside the valve and drip into the bowl, which **attracts the animals to drink** and to start very early **to drink water on their own** from the bowl.



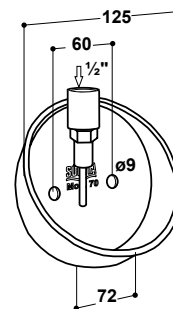
Ref.	Type	Packing Hints
100.0090	Drinking bowl Mod. 90-MS, brass valve	5 pieces/box
100.0909	Drinking bowl Mod. 90-VA, stainless steel valve	5 pieces/box



### Drinking Bowl Model 70

Ref. 100.0709

- For piglets from birth up to 15 kg
- Completely made of **first-class stainless steel**
- Smoothly running pin valve made of stainless steel with **5 water flow adjustment possibilities**, which enables a quick and exact adjustment of water flow
- ½" female connection from the top



#### RECOMMENDED FOR:

Piglets from birth up to 15 kg

Ref.	Type	Packing Hints
100.0709	Drinking bowl, Mod. 70, stainless steel	5 pieces/box





## DRINKING BOWLS FOR PIGLETS

### Drinking Bowl Model 140P

with brass valve

Ref. 100.0140

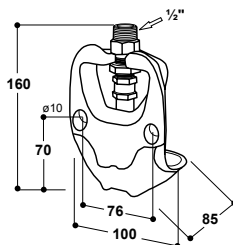
with stainless steel valve

Ref. 100.0149

- For piglets from birth up to 15 kg
- Bowl made of robust **AQUATHAN plastic**
- Smoothly running pin valve with **drip screw to attract newborn piglets to drink** (only in the version with brass valve)
- Water flow regulation by enlarging the nozzle boring
- ½" male connection from the top

#### RECOMMENDED FOR:

Piglets from birth up to 15 kg



Ref.	Type	Packing Hints
100.0140	Drinking Bowl Mod. 140P-MS, brass valve	5 pieces/box
100.0149	Drinking Bowl Mod. 140P-VA, stainless steel valve	5 pieces/box



#### INSIDER TIP!

When medicine is administered via the drinking water, respectively when aggressive water conditions are given, we recommend the use of SUEVIA drinking bowls made of cast iron and equipped with stainless steel valves.

### Medicator Model 99

Ref. 100.0099

- Ideal for **administration of soluble medicine** to piglets in farrowing pens
- 10 l (2,5 gal) container with installed piglet drinking bowl Mod. 90
- Drinking bowl made of cast iron, completely enamelled
- With smoothly running **low pressure brass valve** with drip screw
- After fixation of the wall bracket (one inclusive in the scope of delivery) the medicator can easily be hooked at the separation wall of a farrowing pen
- For use in several pens additional wall brackets (Ref. 101.0333) can be ordered!

#### ACCESSORIES:

- **Wall bracket** for Model 99 (Ref. 101.0333)

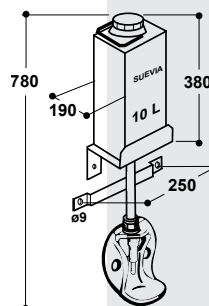
#### RECOMMENDED FOR:

Piglets from birth up to 15 kg

Ref.	Type	Packing Hints
100.0099	Medicator Mod. 99	2 pieces/box
101.0333	Wall bracket for Mod. 99	1 piece



101.0333  
Wall bracket







## DRINKING BOWLS FOR PIGLETS

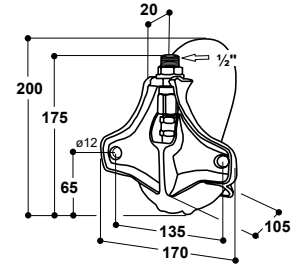


### Drinking Bowl Model 92R

with stainless steel valve

Ref. 100.0929

- For piglets up to 35 kg
- Bowl made of **cast iron, completely enamelled**
- Smoothly running pin valve
- **Water flow continuously adjustable** from outside with a regulation screw
- Hooded bowl design avoids fouling
- ½" male connection from the top



#### RECOMMENDED FOR:

Piglets

Ref.	Type	Packing Hints
100.0929	Drinking bowl Mod. 92R-VA, stainless steel valve	2 pieces/box

### INSIDER TIP!

When medicine is administered via the drinking water, respectively when aggressive water conditions are given, we recommend the use of SUEVIA drinking bowls made of cast iron and equipped with stainless steel valves.



100.0728

### Drinking Bowl Model 72

Ref. 100.0728

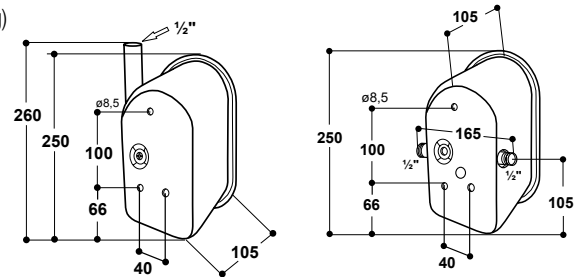
### Drinking Bowl Model 72U

Ref. 100.0727

- For piglets up to 45 kg
- Made of **first-class stainless steel**
- Deep bowl and offset valve reduce water wastage to a minimum
- Hooded bowl design avoids fouling
- Smoothly running pin valve made of stainless steel with 3 water flow adjustment possibilities, which enables a quick and exact adjustment of water flow
- Mod. 72: ½" female connection from the top
- Mod. 72U: Horizontal stainless steel pipe with ½" male connection for installation into water circuits. Frost-free in combination with SUEVIA heating unit Model 300/303, 311 or 312

#### RECOMMENDED FOR:

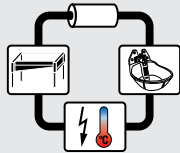
Weaners (piglets up to 45 kg)



Ref.	Type	Packing Hints
100.0728	Drinking bowl Mod. 72, stainless steel	1 piece/bag
100.0727	Drinking bowl Mod. 72U, stainless steel	1 piece/bag



100.0727



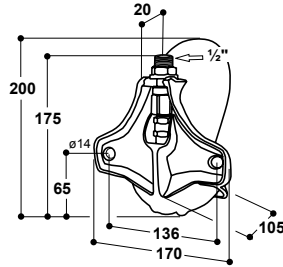


### Drinking Bowl Model 170P

with stainless steel valve

Ref. 100.0179

- For piglets up to 25 kg
- Bowl made of robust **AQUATHAN plastic**
- Smoothly running pin valve
- **Water flow continuously adjustable** from outside by means of a regulation screw
- Hooded bowl design avoids fouling
- ½" male connection from the top



**RECOMMENDED FOR:**

Piglets

Ref.	Type	Packing Hints
100.0179	Drinking Bowl Mod. 170P-VA, stainless steel valve	2 pieces/box

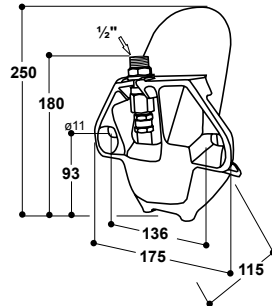


### Drinking Bowl Model 93

with stainless steel valve

Ref. 100.0939

- For weaners from 7 to 45 kg
- Large drinking bowl made of **cast iron, completely enamelled**
- Smoothly running and offset pin valve reduce water wastage to a minimum
- **Water flow continuously adjustable** from outside with of a regulation screw
- Hooded bowl design avoids fouling
- ½" male connection from the top



**RECOMMENDED FOR:**

Weaners (piglets up to 45 kg)

Ref.	Type	Packing Hints
100.0939	Drinking bowl Mod. 93-VA, stainless steel valve	2 pieces/box



**INSIDER TIP!**

The offset valve prevents from playing with the valve and water wastage is reduced to a minimum!







## TIP-OVER TROUGH FOR PIGLETS



### Tip-Over Trough for Piglets

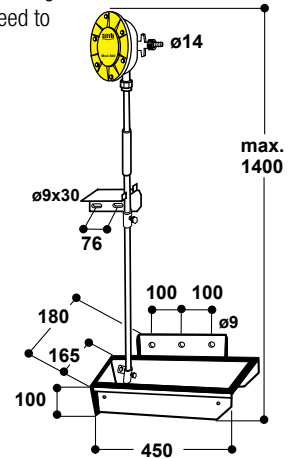
#### Model 899 with stainless steel trough

Ref. 130.0899

- Ideal for weaned piglets up to 35 kg
- Sufficient for 20 –30 animals. When used in bigger groups we recommend this trough in addition to SUEVIA Drinking Bowls or SUEVIA Nipple Drinkers
- Inclusive SUEVIA Vacuum Valve Model 940 and trough, which can be tipped over
- Lifting up the trough, dirt particles are flushed out of the trough by running water from the vacuum valve
- After weaning the **young piglets can drink immediately**, finding a bowl filled with water at their free disposal – they do not need to push the valve!
- Hose connection 14 mm with integrated quick shut-off-valve
- **Simple and easy cleaning due to tip-over-action**
- Water level continuously adjustable
- For water pressure from 1 – 5 bar
- Easy wall mounting
- Contents approx. 2,7 l

#### RECOMMENDED FOR:

Weaned piglets up to 35 kg



Ref.	Type	Packing Hints
130.0899	Tip-over trough for piglets Mod. 899, stainless steel trough	1 piece



#### INSIDER TIP!

With this simple drinking place even the weakest piglets have a chance to get some water to drink!





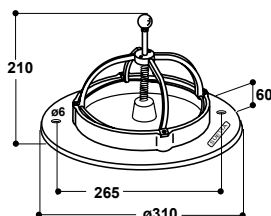
### Feeding Plate Model 240

Ref. 160.0240

- For **feeding of suckling piglets** in the first 6 weeks of life in farrowing pen
- Can be used as additional drinking place in the first days
- Made of premium quality plastic
- Stainless steel ring prevents feed wastage
- Reliable fixation on all slats due to snap fixing device
- Contents 1,5 l

**RECOMMENDED FOR:**

Piglets from birth up to 15 kg in farrowing pen



Ref.	Type	Packing Hints
160.0240	Feeding plate Mod. 240	1 piece/bag

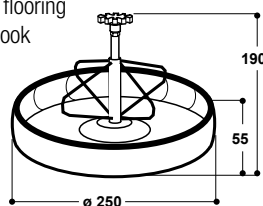
### Feeding Plate Model 290

Ref. 130.0290

- For **feeding of suckling piglets** in the first 6 weeks of life in farrowing pen
- Made of **first-class stainless steel**
- With spring locking device for fixation on slats / slatted flooring
- An arrow on locking grip shows orientation of locking hook
- Contents 2 l

**RECOMMENDED FOR:**

Piglets from birth up to 15 kg in farrowing pen



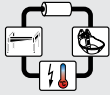
Ref.	Type	Packing Hints
130.0290	Feeding plate Model 290, stainless steel	6 pieces/box







## DRINKING BOWLS FOR FATTENING PIGS



### Drinking Bowl Model 95S

with stainless steel valve

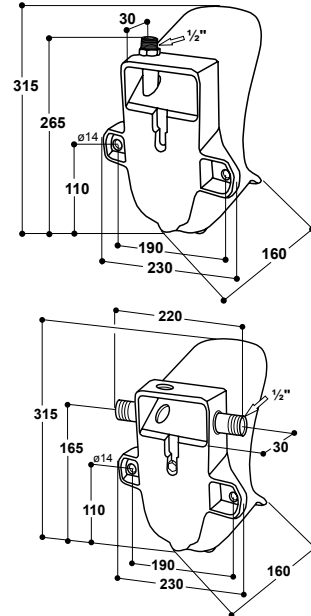
Ref. 100.1959

### Drinking Bowl Model 95U

with stainless steel valve

Ref. 100.2959

- For fattening pigs from 20 kg (45 lbs)
- Large bowl made of **cast iron, completely enamelled** offers maximum possible stability, **robust quality and hygienic surface!**
- Offset valve and deep bowl reduce water wastage to a minimum
- Animal friendly, hooded bowl design avoids fouling
- Mod. 95S: Water flow continuously adjustable from outside with a regulation screw; ½" male connection from the top
- Mod. 95U: ½" male stainless steel horizontal connection pipe for installation into water circuits. Frost-free in combination with SUEVIA heating unit Model 300/303, 311 or 312. Pin valve in stainless steel with 3 water flow adjustment possibilities, which enables a quick and exact adjustment of water flow



#### RECOMMENDED FOR:

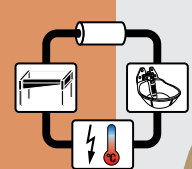
Fattening pigs

#### INSIDER TIP!

When **aggressive water conditions** are given, we recommend the use of SUEVIA drinking bowls, made of cast iron equipped with **stainless steel valves**.



100.0748



100.0747

### Drinking Bowl Model 74

Ref. 100.0748

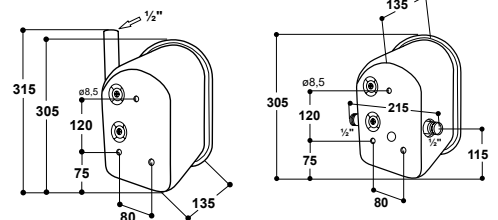
### Drinking Bowl Model 74U

Ref. 100.0747

- For **fattening pigs from 20 kg (45 lbs)**
- Drinking bowl made of **first-class stainless steel**
- Deep bowl and offset pin valve reduce water wastage to a minimum
- **Hooded bowl design avoids fouling**
- Smoothly running pin valve in stainless steel with 3 water flow adjustment possibilities, which enables a quick and exact adjustment of water flow
- Mod. 74: ½" female connection from the top
- Mod. 74U: Horizontal stainless steel pipe with ½" male connection for installation into water circuits. Frost-free in combination with SUEVIA heating unit Model 300/303, 311 or 312

#### RECOMMENDED FOR:

Fattening pigs



Ref.	Type	Packing Hints
100.0748	Drinking bowl Mod. 74, stainless steel	1 piece/bag
100.0747	Drinking bowl Mod. 74U, stainless steel	1 piece/bag





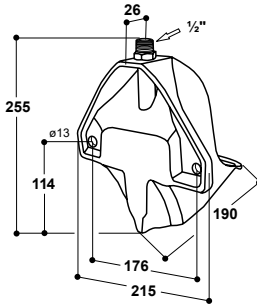
## DRINKING BOWLS FOR SOWS AND BOARS



### Drinking Bowl Model 96 with stainless steel valve

Ref. 100.0969

- For sows and boars
- Large drinking bowl made of **cast iron, completely enamelled, robust quality and hygienic surface!**
- Solid tube valve in stainless steel
- **Water flow continuously adjustable** from outside by means of a regulation screw
- ½" male connection from the top



#### RECOMMENDED FOR:

Sows, boars



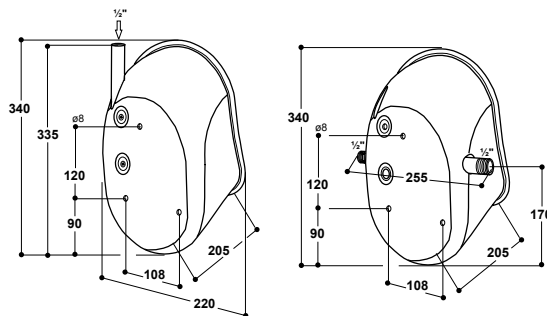
Ref.	Type	Packing Hints
100.0969	Drinking bowl Mod. 96-VA, stainless steel valve	1 piece/box

### Drinking Bowl Model 76 Drinking Bowl Model 76U

Ref. 100.0768

Ref. 100.0767

- For **sows and boars** (or weaned piglets till fattening)
- Drinking bowl made of **first-class stainless steel**
- Deep bowl and offset pin valve reduce water wastage to a minimum
- **Hooded bowl design avoids fouling**
- Smoothly running pin valve in stainless steel with 3 water flow adjustment possibilities, which enables a quick and exact adjustment of water flow
- Mod. 76: ½" female connection from the top
- Mod. 76U: ½" male stainless steel horizontal connection pipe for installation into water circuits. Frost-free in combination with SUEVIA heating unit Model 300/303, 311 or 312



#### RECOMMENDED FOR:

Sows, boars

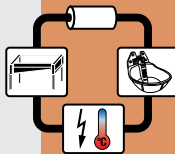


100.0768



100.0767

Ref.	Type	Packing Hints
100.0768	Drinking bowl Mod. 76, stainless steel	1 piece/bag
100.0767	Drinking bowl Mod. 76U, stainless steel	1 piece/bag







## DRINKING BOWLS FOR SOW WITH PIGLETS IN FARROWING PEN



102.0255

### Drinking Bowl Model 20 with stainless steel valve

Ref. 100.0209

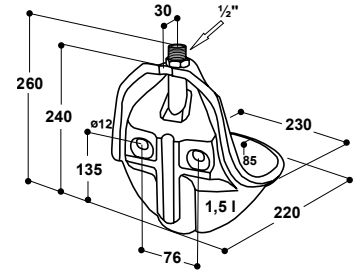
- Bowl made of **cast iron, completely enamelled**
- Smoothly running stainless steel tube valve with 1/2" male connection from the top
- Calm water flow through tube valve
- **Water flow continuously adjustable from outside** with a regulation screw
- When used in farrowing pens as drinking bowl for the sow and piglets: floor installation next to the feeder. Additional installation of **valve protection** (Ref. 102.0255) is highly recommended!

#### ACCESSORIES:

- **1 fixing bracket** (Ref. 131.0169) for fixation on 1 1/2" – 2" pipes
- **1 valve protection bracket** for Model 20 (Ref. 102.0255)

#### RECOMMENDED FOR:

Sow with piglets in farrowing pen, sows, boars



Ref.	Type	Packing Hints
100.0209	Drinking bowl Mod. 20-VA 1/2", stainless steel valve	1 piece/box
131.0169	Fixing bracket M12 1 1/2"-2", galvanized	1 piece/bag
102.0255	Valve protection bracket	1 piece





## DRINKING BOWLS FOR SOW WITH PIGLETS IN FARROWING PEN

### Bowl Model 20

ready for installation of a SUEVIA Vacuum Valve

Ref. 100.0208

- Bowl made of **cast iron, completely enamelled**
- For installation into farrowing pen
- Stainless steel attachment screw inclusive for fixation of vacuum valve

#### ACCESSORIES:

- **Vacuum valve** (Ref. 130.0940), enables automatic water flow into the bowl when water is drunk away
- **½" stainless steel pipe** (Ref. 131.1965)
- **1 fixing bracket** (Ref. 131.0169) for fixation on 1½" – 2" pipes

#### RECOMMENDED FOR:

Sow with piglets in farrowing pen, sows, boars

Ref.	Type	Packing Hints
100.0208	Bowl Mod. 20	1 piece/box
130.0940	Vacuum valve Mod. 940	1 piece/bag
131.1965	Stainless steel pipe ½" 1,1 m, for vacuum valve	1 piece
131.0169	Fixing bracket M12 1½"-2", galvanized	1 piece/bag



131.0169

### INSIDER TIP!

By the use of a vacuum valve in a Mod. 20 bowl water losses are reduced to a minimum

### Vacuum Valve Model 940

Ref. 130.0940

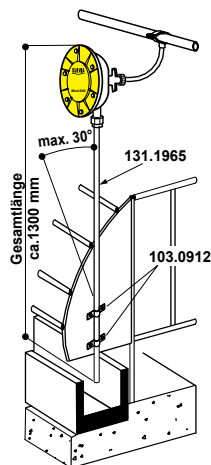
- **Water flow starts automatically** when animals drink out of the trough
- Designed to fill troughs with max. length of 15 m (49') and provide constant water level
- Flexible pipe equipped (13 mm hose connection) with **installed ½" quick shut-off-valve**: water flow stops as soon as the hose connection is loosened from the vacuum valve by means of half turn. It is not necessary to install an additional ball cock!
- For water pressure 1 – 5 bar
- Connection of the stainless steel pipe with the vacuum valve by a simple plug-in connection into the cage of the vacuum valve: no further threading necessary!
- Made of first-class plastic
- ½" stainless steel feed pipe (Ref. 131.1965), 1100 mm long, available on demand!!

#### ACCESSORIES:

- **½" stainless steel pipe** (Ref. 131.1965) 1100 mm (43") long

#### RECOMMENDED FOR:

Pigs



View on quick shut-off-valve

Ref.	Type	Packing Hints
130.0940	Vacuum valve Mod. 940	1 piece/bag
131.1965	Stainless steel pipe ½" 1,1 m, for vacuum valve	1 piece







## DRINKING BOWLS FOR SOW WITH PIGLETS IN FARROWING PEN



EDELSTAHL  
**Rost  
frei**  
STAINLESS STEEL



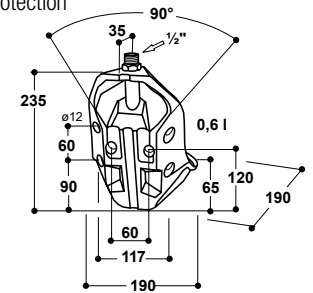
102.0262

131.0152

### Drinking Bowl with Drink Inducer Model 370 with stainless steel valve

Ref. 100.0379

- Bowl made of **cast iron, completely enamelled**, easy to clean
- Smoothly running stainless steel tube valve even at high water pressure of max. 6 bar
- **With enticement basin** behind the tube valve, which encourages the animals to drink on their own
- Calm water flow through tube valve
- **Water flow continuously adjustable from outside** by means of a regulation screw
- When used in farrowing pens as drinking bowl for the sow and piglets : floor installation next to the feeder. Additional Installation of valve protection (Ref. 102.0262) is highly recommended!




#### ACCESSORIES:

- **1 fixing bracket** (Ref. 131.0152), for fixation on 1" – 1½" pipes
- **1 protection bracket** for Model 370 (Ref. 102.0262)

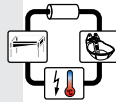
#### RECOMMENDED FOR:

Sow with piglets in farrowing pen, sows

Ref.	Type	Packing Hints
100.0379	Drinking bowl Mod. 370 -VA½", stainless steel valve	1 piece/box
131.0152	Fixing bracket M10 1"-1½", galvanized	1 piece
102.0262	Valve protection bracket	1 piece



EDELSTAHL  
**Rost  
frei**  
STAINLESS STEEL

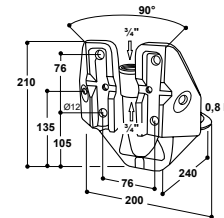


100.3759

### Drinking Bowl with Drink Inducer Model 375 with ¾" stainless steel valve

Ref. 100.3759

- Bowl made of **cast iron, completely enamelled**, easy to clean
- **Always fresh and clean water** – no risk of dirty water as in the case of drinking bowls with float valve
- Smoothly running tube valve even at high water pressure of max. 6 bar
- Valve can be operated from all sides
- With **enticement basin** behind the tube valve, which encourages the animals to drink on their own
- Calm water flow through tube valve
- ¾" female connection from top and bottom: **suited for installation into water circuits!**
- **Water flow continuously adjustable** from outside by means of a **regulation screw**
- Special back side design enables easy fixation into 90° corners, on the wall or on pipes



#### ACCESSORIES:

- **2 fixing brackets** (Ref. 131.0169), for fixation on 1" – 1½" pipes
- **Connection set for ¾" water circuits** (Ref. 103.1983), made of stainless steel

#### RECOMMENDED FOR: Sow with piglets in farrowing pen, sows

Ref.	Type	Packing Hints
100.3759	Drinking bowl Mod. 375-VA¾", stainless steel valve	1 piece/box
131.0169	Fixing bracket M12 1½" – 2", galvanized	1 piece/bag
102.1127	Connection pipe stainless steel ¾", 19 cm, straight, m, m	1 piece
103.1983	Connection set for ¾" water circuits	1 piece/bag
102.0249	Valve protection, for Mod. 25R, 12P, 18P, 46, 375, 1200, 1200P	1 piece



103.1983



131.0169



131.0169



102.1127



102.0249





## DRINKING BOWLS FOR SOW WITH PIGLETS IN FARROWING PEN

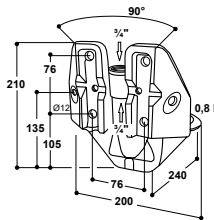


### Heated Drinking Bowl with Drink Inducer

#### Model 375-H with 3/4" stainless steel valve

Ref. 100.3758

- Bowl is **frost-protected** with an integrated bowl heating 24 V, 40 W. Valve will be frost-protected with the circuit pipe and integrated into a water circuit. Thermostat must be used for automatic switch on/off of transformer. Cables must be protected against bites on site.
- Bowl made of **cast iron, completely enamelled**, easy to clean
- **Always fresh and clean water** – no risk of dirty water as in the case of drinking bowls with float valve
- Smoothly running tube valve even at high water pressure of max. 6 bar
- Valve can be operated from all sides
- **Little hollow**, which acts as a water supply behind the valve, encourages animal learning
- Calm water flow through tube valve
- 3/4" female connection from top and bottom: **suited for installation into water circuits!**
- **Water flow continuously adjustable** from outside by means of a **regulation screw**
- Special back side design enables easy fixation into 90° corners, on the wall or on pipes




#### ACCESSORIES:


- **2 fixing brackets** (Ref. 131.0169), for fixation on 1" – 1½" pipes
- **Connection set for 3/4" water circuits** (Ref. 103.1983), made of stainless steel
- **Mounting support** for Mod. 375-H (Ref. 102.1713), made of stainless steel (recommendation: mounting of the drinker with 4 stainless steel bolts VA M10x35 or M12x35. If you use locking nuts, than the bolts must be 5 mm longer.)

#### RECOMMENDED FOR: Sow with piglets in farrowing pen, sows


Ref.	Type	Packing Hints
100.3758	Drinking bowl Mod. 375-H-VA3/4", stainless steel valve	1 piece/box
102.1713	Mounting support for Mod. 375-H	1 piece
101.0380	Transformer 230/24 V, 100 W	1 piece/box
101.0390	Transformer 230/24 V, 200 W	1 piece/box
101.0392	Transformer 230/24 V, 400 W	1 piece/box
101.0389	Thermostat	1 piece/box
131.0169	Fixing bracket M12 1½" – 2", galvanized	1 piece/bag
102.1127	Connection pipe stainless steel 3/4", 19 cm, straight, m, m	1 piece
103.1983	Connection set for 3/4" water circuits	1 piece/bag
102.0249	Valve protection, for Mod. 25R, 12P, 18P, 46, 375, 1200, 1200P	1 piece



100.3758 Mod. 375-H-VA3/4  
Side view of heat distribution and accessories



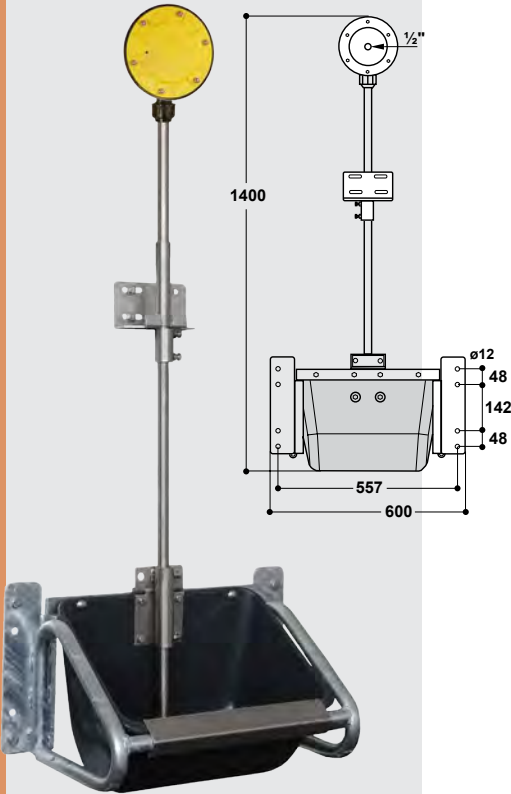
102.1713







## TROUGH DRINKERS FOR SOWS IN GROUPS



### Tip-Over Trough for Sows Model 910

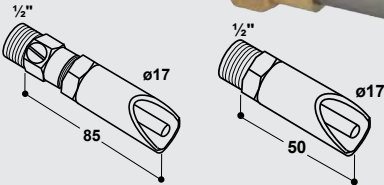
Ref. 130.9100

- Bowl made of **premium quality plastic** with **bite protection rim in stainless steel**
- Due to very **solid galvanized steel frame** the trough is protected in an ideal way from lateral impacts or blows by the animals and can easily be mounted on the wall.
- SUEVIA **vacuum valve** Model 940 and 1/2" stainless steel pipe **inclusive**
- **Quick and easy cleaning** by tipping the bowl, the running water coming from the vacuum valve flushes the trough in addition
- Suited for 10 – 20 animals
- 13 mm hose connection with integrated quick shut-off valve
- Water level adjustable
- For water pressure 1 – 5 bar
- Easy wall fixation
- Contents up to 14 l



**RECOMMENDED FOR:**  
Sows in groups

Ref.	Type	Packing Hints
130.9100	Tip-over trough for sows Mod. 910, with vacuum valve	1 piece
130.9101	Tip-over trough for sows Mod. 910, without vacuum valve	1 piece



### Nipple Drinker for Piglets Model 304, 323

- Mouthpiece made of stainless steel (Ø 17 mm)
- 1/2" male connection
- 180.0304: Water flow regulation by enlarging the nozzle boring
- 180.0323: **Water flow continuously adjustable** from outside by means of a regulation screw

Ref.	Type	Packing Hints
180.0304	Nipple drinker for piglets, Mod. 304	1 piece
180.0304-2	Nipple drinker for piglets, Mod. 304 (2 pieces in blister)	
180.0323	Nipple drinker for piglets, Mod. 323	1 piece
180.0323-2	Nipple drinker for piglets, Mod. 323 (2 pieces in blister)	

180.0304-2

180.0323-2

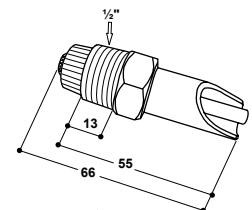
180.0323-2



### Nipple Drinker for Piglets Model 1290

Ref. 180.1290

- Completely made of stainless steel
- Mouthpiece (Ø 16 mm)
- With filter and 3 water flow adjustment possibilities
- 1/2" male connection



Ref.	Type	Packing Hints
180.1290	Nipple drinker for piglets, Mod. 1290	20 pieces/box
180.1290-2	Nipple drinker for piglets, Mod. 1290 (3 pieces in blister)	

180.1290-3

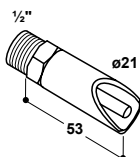


## TROUGH DRINKERS FOR SOWS IN GROUPS

### Nipple Drinker for Fattening Pigs Model 305

Ref. 180.0305

- Mouthpiece made of stainless steel (Ø 21 mm)
- Water flow regulation by enlarging the nozzle boring
- ½" male connection



Ref.	Type	Packing Hints
180.0305	Nipple drinker for fattening pigs, Mod. 305	1 piece
180.0305-2	Nipple drinker for fattening pigs, Mod. 305 (2 pieces in blister)	

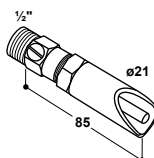


180.0305-2

### Nipple Drinker for Fattening Pigs Model 324

Ref. 180.0324

- Mouthpiece made of stainless steel (Ø 22 mm)
- **Water flow continuously adjustable** from outside by means of a regulation screw
- ½" male connection



Ref.	Type	Packing Hints
180.0324	Nipple drinker for fattening pigs, Mod. 324	1 piece
180.0324-2	Nipple drinker for fattening pigs, Mod. 324 (2 pieces in blister)	

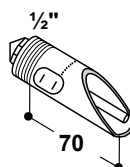


180.0324-2

### Nipple Drinker for Fattening Pigs Model 293

Ref. 180.0293

- Mouthpiece (Ø 21 mm)
- Completely made of **first-class stainless steel**
- With red regulation cap for 5 water flow adjustment possibilities
- ½" male connection

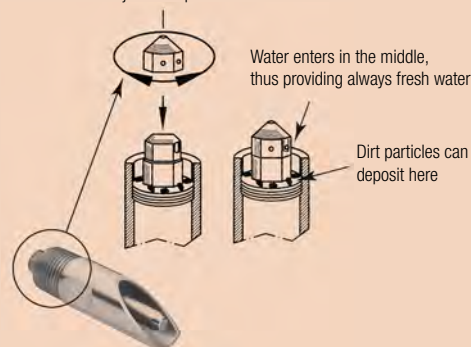


Ref.	Type	Packing Hints
180.0293	Nipple drinker for fattening pigs, Mod. 293	1 piece
180.0293-2	Nipple drinker for fattening pigs, Mod. 293 (2 pieces in blister)	



180.0293-2

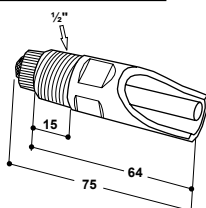
5 adjustment possibilities



### Nipple Drinker for Fattening Pigs Model 1292

Ref. 180.1292

- Completely made of stainless steel
- Mouthpiece (Ø 21 mm)
- With filter and 3 water flow adjustment possibilities
- ½" male connection



Ref.	Type	Packing Hints
180.1292	Nipple drinker for fattening pigs, Mod. 1292	20 pieces/box
180.1292-3	Nipple drinker for fattening pigs, Mod. 1292 (3 pieces in blister)	



180.1292-3





## NIPPLE DRINKERS FOR SOWS AND BOARS

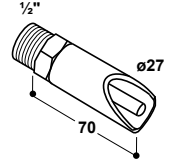


180.0306-2

### Nipple Drinker for Sows and Boars Model 306

Ref. 180.0306

- Mouthpiece made of stainless steel (Ø 27 mm)
- Water flow regulation by enlarging the nozzle boring
- ½" male connection



Ref.	Type	Packing Hints
180.0306	Nipple drinker for sows and boars, Mod. 306	1 piece
180.0306-2	Nipple drinker for sows and boars, Mod. 306 (2 pieces in blister)	



180.0329-1

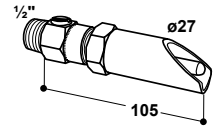


180.0326-1

### Nipple Drinker for Sows and Boars Model 329

Ref. 180.0329

- Mouthpiece made of stainless steel (Ø 27 mm)
- **Water flow continuously adjustable** from outside by means of a regulation screw
- ½" male connection



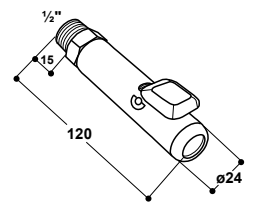
Ref.	Type	Packing Hints
180.0329	Nipple drinker for sows and boars, Mod. 329	1 piece
180.0329-1	Nipple drinker for sows and boars, Mod. 329 (1 piece in blister)	



180.0326-1

### Nipple Drinker for Sows and Boars Model 326

- Robust mouthpiece **made of stainless steel**
  - Easy adjustment of water quantity to the existing water pressure by exchanging the enclosed nozzles
  - ½" male connection
- 180.0326-1 Connection in brass  
180.0330-1 Connection in stainless steel



Ref.	Type	Packing Hints
180.0326-1	Nipple drinker for sows and boars Mod. 326-MS½" (1 piece in blister)	
180.0330-1	Nipple drinker for sows and boars Mod. 326-VA½" (1 piece in blister)	

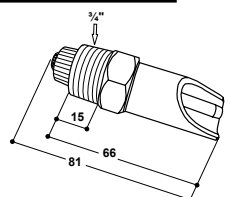


180.0330-1

### Nipple Drinker for Sows and Boars ¾" Model 1295

Ref. 180.1295

- Completely made of stainless steel
- Mouthpiece (Ø 24 mm)
- With filter and 3 water flow adjustment possibilities
- ¾" male connection



Ref.	Type	Packing Hints
180.1295	Nipple drinker for sows and boars ¾" Mod. 1295	1 piece
180.1295-2	Nipple drinker for sows and boars ¾" Mod. 1295 (2 pieces in blister)	

180.1295



180.1295-2

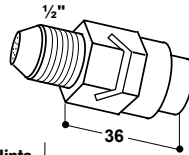




### Spraying Nipple for Pigs Model 530

Ref. 180.0530

- For installation above the feeding trough
- Made of brass, with slot
- ½" male connection



Ref.	Type	Packing Hints
180.0530	Spraying nipple Mod. 530	1 piece
180.0530-2	Spraying nipple Mod. 530 (2 pieces in blister)	

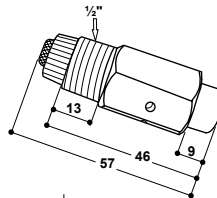


180.0530-2

### Spraying Nipple for Pigs, Sows and Boars Model 1294

Ref. 180.1294

- For installation above the feeding trough
- **Completely made of stainless steel**
- With filter and 3 water flow adjustment possibilities
- ½" male connection



Ref.	Type	Packing Hints
180.1294	Spraying nipple Mod. 1294	20 pieces/box
180.1294-3	Spraying nipple Mod. 1294 (3 pieces in blister)	



180.1294-3

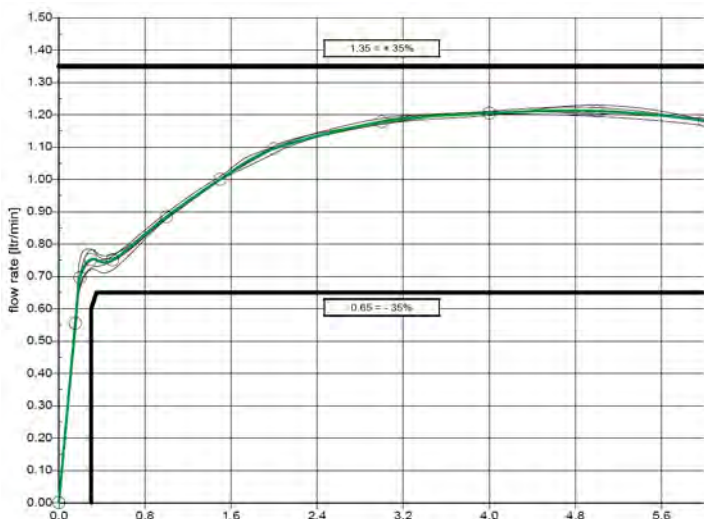
### Flow rate regulators

- The flow rate regulator controls the amount of water automatically, independent from the pressure of a constant flow rate.
- For installation in Nipple drinker 180.1177, 180.1290, 180.1292, by exchange with the nozzle

Ref.	Type	Packing Hints
181.1102	Flow rate regulator 0,25 l/min. white, piglets	1 piece
181.1105	Flow rate regulator 0,5 l/min. yellow, piglets and weaned piglets	1 piece
181.1110	Flow rate regulator 1,0 l/min. pink, fattening pigs, boars and sows (empty and full)	1 piece
181.1125	Flow rate regulator 2,5 l/min. green, full sows	1 piece



Flow-rate chart for 181.1110: Flow-rate regulator 1,0 l/min




Exchange original nozzle with the flow-rate regulator!







## PIN VALVES



180.0550-2 180.0559-2



180.0895-2




180.0890



180.0890-2



180.1182



180.1177-3



### Pin Valve for Pigs

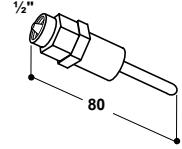
#### Model 550 in brass

Ref. 180.0550

#### Model 559 in stainless steel

Ref. 180.0559

- For installation above the feeding trough or into automatic feeders
- 1/2" female connection, inclusive sealing
- Water flow regulation by enlarging the nozzle boring



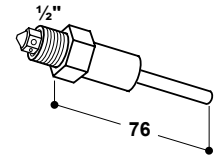
Ref.	Type	Packing Hints
180.0550	Pin valve Mod. 550, brass	1 piece
180.0550-2	Pin valve Mod. 550, brass (2 pieces in blister)	
180.0559	Pin valve Mod. 559, stainless steel	1 piece
180.0559-2	Pin valve Mod. 559, stainless steel (2 pieces in blister)	

### Pin Valve for Piglets

#### Model 895

Ref. 180.0895

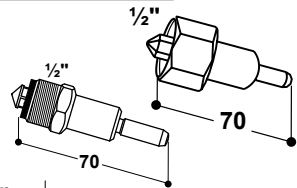
- Completely made of **stainless steel**
- For installation above the feeding trough or into automatic feeders
- 1/2" male connection
- With red regulation cap for 5 possibilities of easy adjustment of water flow quantity



Ref.	Type	Packing Hints
180.0895	Pin valve Mod. 895, stainless steel	1 piece
180.0895-2	Pin valve Mod. 895, stainless steel (2 pieces in blister)	

### Pin Valve for Fattening Pigs

- Completely made of **stainless steel**
- For installation above the feeding trough or into automatic feeders
- 180.0890: 1/2" female connection, inclusive sealing
- 180.1182: 1/2" male (suited for Mod. 72U, 74U, 76U, 95U)
- With red regulation cap for 5 water flow adjustment possibilities



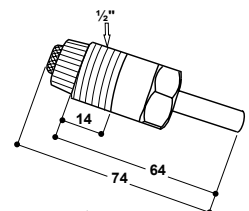
Ref.	Type	Packing Hints
180.0890	Pin valve Mod. 890, stainless steel	1 piece
180.0890-2	Pin valve Mod. 890, stainless steel (2 pieces in blister)	
<b>NEW!</b> 180.1182	Pin valve Mod. 1182, stainless steel	1 piece

### Pin Valve for Pigs, Sows and Boars

#### Model 1177

Ref. 180.1177

- Suited for Mod. 72, 74 and 76.
- Completely made of **stainless steel**
- With filter and 3 water flow adjustment possibilities
- 1/2" male connection



Ref.	Type	Packing Hints
180.1177	Pin valve Mod. 1177, stainless steel	1 piece
180.1177-3	Pin valve Mod. 1177, stainless steel (3 pieces in blister)	



### Double Wall Angle Model 314

Ref. 101.0314

- Made of first-class **cast iron**, painted, with two fixation lugs
- ½" female connection thread from the top
- Two ½" female exits, inclination 15°

Ref.	Type	Packing Hints
101.0314	Double wall angle, Mod. 314, Exit 2x ½", 15°	1 piece

### Wall Angle Model 315

Ref. 101.0315

- Made of first-class **cast iron**, painted, with two fixation lugs
- ½" female connection thread from the top
- ½" female exit, inclination 25°

Ref.	Type	Packing Hints
101.0315	Wall angle Mod. 315, Exit 1x ½", 25°	1 piece

### Wall Angle Inclination 15° Inclination 30°

Ref. 101.0325

Ref. 101.1964

- Made of **stainless steel**, with two fixation lugs
- ½" female connection thread from the top
- ½" female exit, inclination 15° or 30°

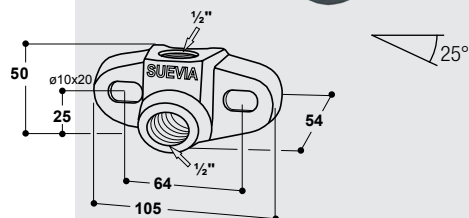
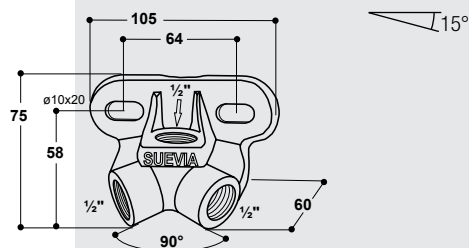
Ref.	Type	Packing Hints
101.0325	Wall angle Mod. 325, Exit 1x ½", 15°, stainless steel	1 piece
101.1964	Wall angle Mod. 1964, Exit 1x ½", 30°, stainless steel	1 piece

### Wall Angle Model 328

Ref. 101.0328

- Made of first-class **cast iron**, painted, with two fixation lugs
- ½" female connection thread
- Connection from top and bottom, **suited for water circuits**
- ½" female exit, inclination 10°

Ref.	Type	Packing Hints
101.0328	Wall angle Mod. 328, Exit 1x ½", 10°	1 piece



101.0325



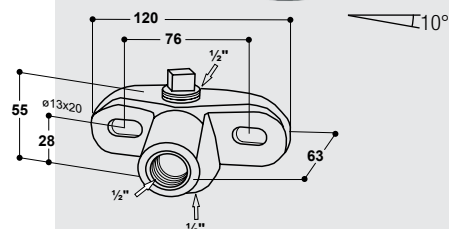
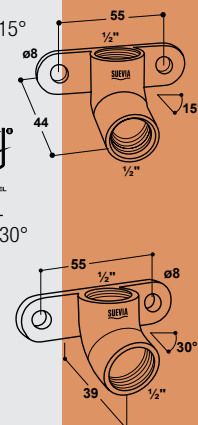
15°



101.1964



30°








## STAINLESS STEEL CONNECTION PIPES

**SPECIAL LENGTHS  
UPON REQUEST**



### Stainless Steel Connection Pipes 1/2" m/m

- Straight pipe made of stainless steel
- 1/2" male/male connection

Ref.	Type	Packing Hints
103.1938	Connection pipe stainless steel 1/2", 10 cm, straight, m, m	1 piece
103.1939	Connection pipe stainless steel 1/2", 15 cm, straight, m, m	1 piece
102.1255	Connection pipe stainless steel 1/2", 19 cm, straight, m, m	1 piece
103.1934	Connection pipe stainless steel 1/2", 25 cm, straight, m, m	1 piece
103.1935	Connection pipe stainless steel 1/2", 35 cm, straight, m, m	1 piece
103.1941	Connection pipe stainless steel 1/2", 50 cm, straight, m, m	1 piece
103.1942	Connection pipe stainless steel 1/2", 75 cm, straight, m, m	1 piece
103.1943	Connection pipe stainless steel 1/2", 100 cm, straight, m, m	1 piece
103.1948	Connection pipe stainless steel 1/2", 125 cm, straight, m, m	1 piece
103.1949	Connection pipe stainless steel 1/2", 150 cm, straight, m, m	1 piece

### Stainless Steel Connection Pipes 1/2" f/m

- Straight pipe made of stainless steel
- 1/2" female/male connection

Ref.	Type	Packing Hints
103.1931	Connection pipe stainless steel 1/2", 50 cm, straight, f, m	1 piece
103.1932	Connection pipe stainless steel 1/2", 75 cm, straight, f, m	1 piece
103.1933	Connection pipe stainless steel 1/2", 100 cm, straight, f, m	1 piece

### Stainless Steel Connection Pipes 3/4" m/m

- Straight pipe made of stainless steel
- 3/4" male/male connection

Ref.	Type	Packing Hints
103.1993	Connection pipe stainless steel 3/4", 10 cm, straight, m, m	1 piece
103.1994	Connection pipe stainless steel 3/4", 15 cm, straight, m, m	1 piece
102.1127	Connection pipe stainless steel 3/4", 19 cm, straight, m, m	1 piece
132.1256	Connection pipe stainless steel 3/4", 22 cm, straight, m, m	1 piece
103.1995	Connection pipe stainless steel 3/4", 50 cm, straight, m, m	1 piece
103.1996	Connection pipe stainless steel 3/4", 75 cm, straight, m, m	1 piece
103.1997	Connection pipe stainless steel 3/4", 100 cm, straight, m, m	1 piece
103.1998	Connection pipe stainless steel 3/4", 125 cm, straight, m, m	1 piece
103.1999	Connection pipe stainless steel 3/4", 150 cm, straight, m, m	1 piece

### Hose Nipple in Stainless Steel 1/2"

- Depending on hose nipple type, with 1/2" male or 1/2" female thread

Ref.	Type	Packing Hints
103.1971	Hose nipple, stainless steel, 1/2" male	1 piece
103.1972	Hose nipple, stainless steel, 1/2" female, with sealing	1 piece



## STAINLESS STEEL CONNECTION PIPES

### Stainless Steel Connection Pipes

#### one exit


- **With one exit** ½" female thread, inclination 30°
- ½" male connection
- With fixing clips
- **Movable upper clip** ensures safe fixation on all different types of separating walls!

Ref.	Length approx. [cm]	Fixing Clips
103.1905	38	1 + 1 movable
103.1906	50	1 + 1 movable
103.1907	75	1 + 1 movable
103.1908	100	1 + 1 movable

Ref.	Type	Packing Hints
103.1905	Connection pipe stainless steel ½", 1x f exit 30°, m connection, 38 cm	1 piece
103.1906	Connection pipe stainless steel ½", 1x f exit 30°, m connection, 50 cm	1 piece
103.1907	Connection pipe stainless steel ½", 1x f exit 30°, m connection, 75 cm	1 piece
103.1908	Connection pipe stainless steel ½", 1x f exit 30°, m connection, 100 cm	1 piece



Reduced risk of injuries due to smaller distance to the wall



### Stainless Steel Connection Pipes


#### two exits

- **With two exits:** ½" female thread, inclination 30°
- ½" male connection
- With fixing clips
- **Movable upper clip** ensures safe fixation on all different types of separating walls!

Ref.	Length approx. [cm]	Fixing clips
103.1914	60	2 + 1 movable
103.1915	70	2 + 1 movable
103.1916	100	2 + 1 movable

Ref.	Type	Packing Hints
103.1914	Connection pipe stainless steel ½", 2x f exits 30°, m connection, 60 cm	1 piece
103.1915	Connection pipe stainless steel ½", 2x f exits 30°, m connection, 70 cm	1 piece
103.1916	Connection pipe stainless steel ½", 2x f exits 30°, m connection, 100 cm	1 piece

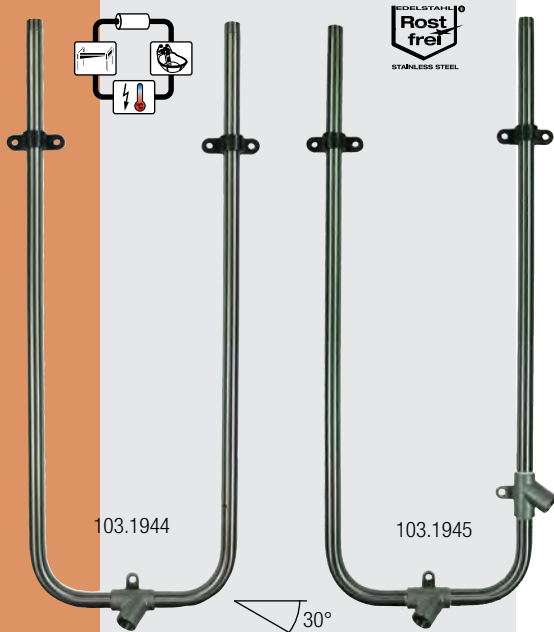
Nipple drinker installation with protection bracket 103.1953, see page 119







## STAINLESS STEEL CONNECTION PIPES



### Circuit Pipe

### 1 horizontal exit

Ref. 103.1944

- Made of stainless steel, with one exit: ½" female
- ½" male connections
- **Movable upper clips** ensure safe fixation on all different types of separating walls!
- Height x width: approx. 75 x 26 cm

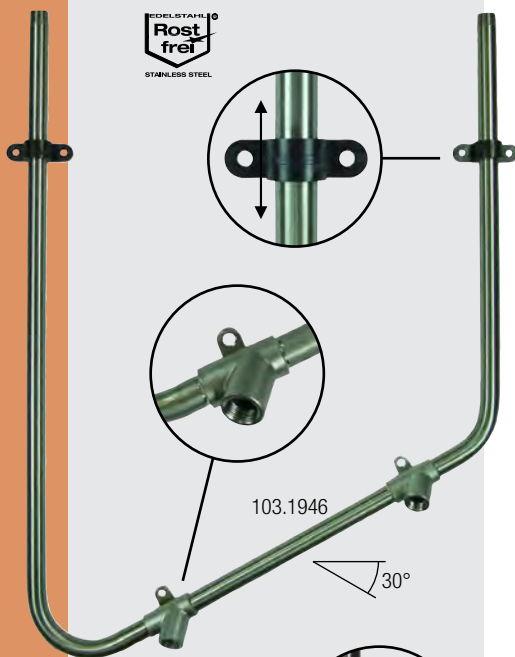
### Circuit Pipe

### 1 horizontal and 1 vertical exit

Ref. 103.1945

- Made of stainless steel, with 2 exits: ½" female
- ½" male connection
- **Movable upper clips** ensure safe fixation on all different types of separating walls!
- Height x width: approx. 75 x 26 cm

Ref.	Type	Packing Hints
103.1944	Circuit pipe stainless steel ½", 1 horizontal female exit	1 piece
103.1945	Circuit pipe stainless steel ½", 1 horiz. + 1 vertical exit	1 piece



### Circuit Pipe

### 2 inclined exits

Ref. 103.1946

- Made of stainless steel, with 2 exits: ½" female
- ½" male connections
- **Movable upper clips** ensure safe fixation on all different types of separating walls!
- Height x width: approx. 75 x 50 cm

Ref.	Type	Packing Hints
103.1946	Circuit pipe stainless steel ½", 2 inclined female exits	1 piece

### Circuit Pipe

### 2 horizontal exits

Ref. 103.1947

- Made of stainless steel, with 2 exits: ½" female
- ½" male connections
- **Movable upper clips** ensure safe fixation on all different types of separating walls!
- Height x width: approx. 75 x 50 cm

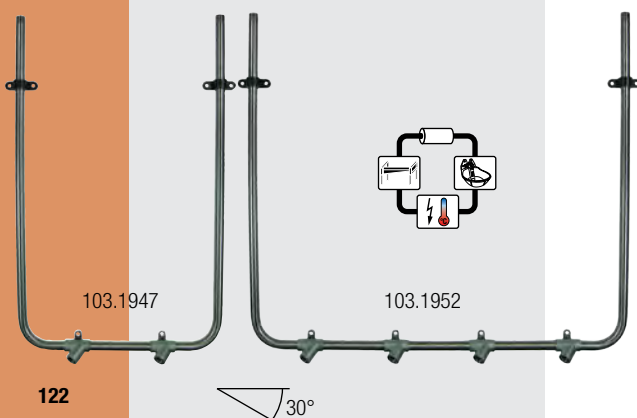
### Circuit Pipe

### 4 horizontal exits

Ref. 103.1952

- Made of stainless steel, with 4 exits: ½" female
- ½" male connections
- **Movable upper clips** ensure safe fixation on all different types of separating walls!
- Height x width: approx. 75 x 92 cm

Ref.	Type	Packing Hints
103.1947	Circuit pipe stainless steel ½", 2 horizontal female exits	1 piece
103.1952	Circuit pipe stainless steel ½", 4 horizontal female exits	1 piece



Reduced risk of injuries through smaller distance to the wall



### Protection Bracket

Ref. 103.1953

- Protects the animals from injuries on nipple drinker
- Height x width: approx. 14 x 14 cm
- Suited for 103.1914, 103.1915, 103.1916, 103.1954

Ref.	Type	Packing Hints
103.1953	Protection bracket stainless steel	1 piece

### Stainless Steel Pipe for Separating Walls for drinking bowls

Ref. 103.1955

- **With 2 exits:** ½" male, for drinking bowls
- ½" female connection to the water line
- **Movable width** ensures safe fixation on all different types of separating walls!
- Pipe length approx. 42 cm. Suited for separating walls from 30 to 40 mm wide

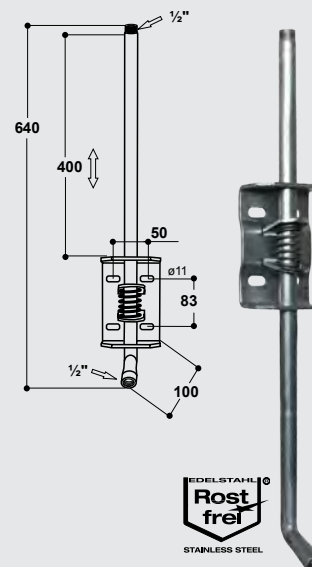

Ref.	Type	Packing Hints
103.1955	Pipe for separating walls, stainless steel, for drinking bowls, 2 m exits	1 piece

### Quick Height Adjusting Device without Use of Tools Model 349

Ref. 101.0349

- ½" female exit for nipple drinker
- ½" connection
- Stainless steel pipe
- Regulation range 400 mm

Ref.	Type	Packing Hints
101.0349	Quick height adjusting device, Mod. 349, ½", stainless steel pipe	1 piece







## FITTINGS

### Fittings made of plastic

	Ref.	Type		Packing Hints
	103.0012	Elbow 90°	½"	10 pieces/bag
	103.0034	Elbow 90°	¾"	10 pieces/bag
	103.0010	Elbow 90°	1"	10 pieces/bag
	103.0112	T-Piece 90°	½"	10 pieces/bag
	103.0134	T-Piece 90°	¾"	10 pieces/bag
	103.0110	T-Piece 90°	1"	10 pieces/bag
	103.0234	T-Reducer 90°	¾" x ½" x ¾"	10 pieces/bag
	103.0334	Reducer	¾" m x ½" f	10 pieces/bag
	103.0335	Reducer	1" m x ½" f	10 pieces/bag
	103.0336	Reducer	1" m x ¾" f	10 pieces/bag
	103.0412	Coupling	½"	10 pieces/bag
	103.0434	Coupling	¾"	10 pieces/bag
	103.0410	Coupling	1"	10 pieces/bag
	103.0512	Cap	½"	10 pieces/bag
	103.0534	Cap	¾"	10 pieces/bag
	103.0510	Cap	1"	10 pieces/bag
	103.0712	Union	½"	10 pieces/bag
	103.0734	Union	¾"	10 pieces/bag
	103.0710	Union	1"	10 pieces/bag
	103.0812	Double Nipple	½"	10 pieces/bag
	103.0834	Double Nipple	¾"	10 pieces/bag
	103.0810	Double Nipple	1"	10 pieces/bag
	103.1612	Pipe clip	½"	10 pieces/bag
	103.1634	Pipe clip	¾"	10 pieces/bag
	103.1610	Pipe clip	1"	10 pieces/bag

### Fittings made of stainless steel



	Ref.	Type		Packing Hints
	103.2012	Elbow 90°, female/female	½"	1 piece
	103.2034	Elbow 90°, female/female	¾"	1 piece
	103.2010	Elbow 90°, female/female	1"	1 piece
	103.2037	Elbow 90°, male/female	½"	1 piece
	103.2035	Elbow 90°, male/female	¾"	1 piece
	103.2036	Elbow 90°, male/female	1"	1 piece
	103.2112	T-Piece 90°	½"	1 piece
	103.2134	T-Piece 90°	¾"	1 piece
	103.2110	T-Piece 90°	1"	1 piece
	103.2115	T-Reducer 90°	¾" x ½" x ¾"	1 piece
	103.2116	T-Reducer 90°	1" x ¾" x 1"	1 piece
	103.2334	Reducer	¾" m x ½" f	1 piece
	103.2335	Reducer	1" m x ½" f	1 piece
	103.2336	Reducer	1" m x ¾" f	1 piece
	103.2919	Reducing Coupling	¾" f x ½" f	1 piece
	103.2920	Reducing Coupling	1" f x ¾" f	1 piece
	103.2412	Coupling	½"	1 piece
	103.2434	Coupling	¾"	1 piece
	103.2410	Coupling	1"	1 piece
	103.2512	Cap	½"	1 piece
	103.2534	Cap	¾"	1 piece
	103.2510	Cap	1"	1 piece
	103.2712	Union	½"	1 piece
	103.2734	Union	¾"	1 piece
	103.2710	Union	1"	1 piece
	103.2812	Double Nipple	½"	1 piece
	103.2834	Double Nipple	¾"	1 piece
	103.2810	Double Nipple	1"	1 piece



### Boring Bracket Model 529

Ref. 101.0529

- For pipes 3/4" and 1"
- Made of **stainless steel**
- 1/2" female exit
- With sealing, stainless steel bracket, screw nuts and washers

Ref.	Type	Packing Hints
101.0529	Boring bracket Mod. 529, for pipes 3/4" - 1", stainless steel	1 piece

### Boring Bracket Model 535

Ref. 101.0535

- For 1 1/2", 1 1/4" and 2" pipes
- Made of **cast iron**
- 1/2" female exit
- With sealing, galvanized bracket, screw nuts and washers

Ref.	Type	Packing Hints
101.0535	Boring bracket Mod. 535, for pipes 1 1/4"-2", cast iron	1 piece

### Boring Bracket Model 563 Model 564

Ref. 101.0563

Ref. 101.0564

- Model 563: for 3/4" pipes or plastic pipes of type DN 25
- Model 564: for 1" pipes or plastic pipes of type DN 32
- Made of **high-quality plastic**
- Hose nipple connection inclusive
- **Installed quick shut-off-valve:** water flow stops as soon as the hose connection is loosened from the boring bracket by means of half turn. It is not necessary to install an additional ball cock!
- With sealing, with broad plastic bracket and stainless steel screw nuts

Ref.	Type	Packing Hints
101.0563	Boring bracket Mod. 563, for 3/4"/DN25, with shut-off valve	1 piece
101.0564	Boring bracket Mod. 564, for 1"/DN32, with shut-off valve	1 piece

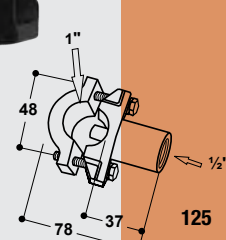
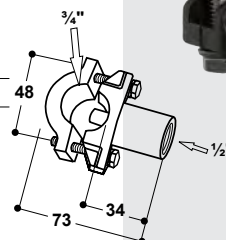
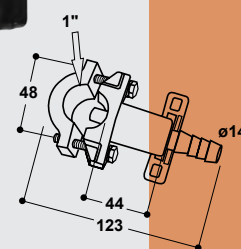
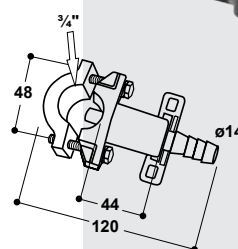
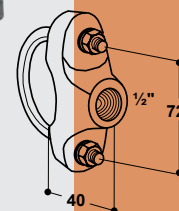
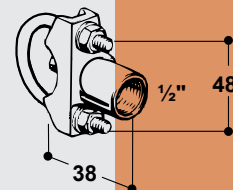
### Boring Bracket Model 594 Model 595

Ref. 101.0594

Ref. 101.0595

- Model 594: for 3/4" pipes or plastic pipes of type DN 25
- Model 595: for 1" pipes or plastic pipes of type DN 32
- Made of **high-quality plastic**
- 1/2" female exit
- With sealing, with broad plastic bracket and stainless steel screw nuts

Ref.	Type	Packing Hints
101.0594	Boring bracket Mod. 594, for 3/4"/DN25	1 piece
101.0595	Boring bracket Mod. 595, for 1"/DN32	1 piece







## ACCESSORIES FOR INSTALLATION



### Regulating Piece Model 657

Ref. 102.0657

- Made of **stainless steel**, for installation into the drinkers with a valve without regulation possibility
- **Water flow continuously adjustable** from outside by means of a **regulation screw**
- ½" female thread x ½" male connection thread

Ref.	Type	Packing Hints
102.0657	Regulating piece Mod. 657, ½" male x ½" female	1 piece

### Pipe Holder

Ref. 103.1975

- Made of **stainless steel**
- For fixation of ½" water pipes on the wall

Ref.	Type	Packing Hints
103.1975	Pipe holder, stainless steel	1 piece

### Bracket

Ref. 103.1976

- Made of **stainless steel**
- For fixation of ½" water pipes on 1" horizontal pipes

Ref.	Type	Packing Hints
103.1976	Bracket, stainless steel	1 piece

### Fixing Clips in Stainless Steel

- For fixation of plastic pipes

Ref.	Type	Packing Hints
103.0912	Stainless steel fixing clip ½"	1 piece
103.0934	Stainless steel fixing clip ¾"	1 piece
103.0910	Stainless steel fixing clip 1"	1 piece

### Blue Pipe

- Blue plastic pipe for cold water lines up to 6 bar of pressure
- **Thick-walled polypropylene – no rust!**
- The ideal solution to place cold water tubes on plaster in your stable
- **Easy to handle:** at the tube's ends you can cut the thread with a threading die usual in trade
- Sealing can be done with hemp or teflon
- Large range of SUEVIA plastic or stainless steel fittings available (see p. 124)!

Ref.	Ø	Wall Thickness [mm]
103.0891	½"	3,7
103.0892	¾"	4,8
103.0893	1"	5,4

Ref.	Type	Packing Hints
103.0891	½" blue pipe, PP, per m	4 m/bar
103.0892	¾" blue pipe, PP, per m	4 m/bar
103.0893	1" blue pipe, PP, per m	4 m/bar



## DISINFECTION BATH FOR BOOTS / CARCASS COVER

### Disinfection Bath for Boots SD80

Ref. 160.1086

- To avoid transport of bacteria into stable all entrances should be equipped with a disinfection bath for boots
- Bath made of **high-quality polyethylene**
- **Anti-slip ground profile**
- All disinfectants usual in trade can be used
- Capacity 19 l (5 gallons), dimensions (l x w x h): approx. 80 x 60 x 11 cm

Ref.	Type	Packing Hints
160.1086	Disinfection bath for boots SD80	1 piece



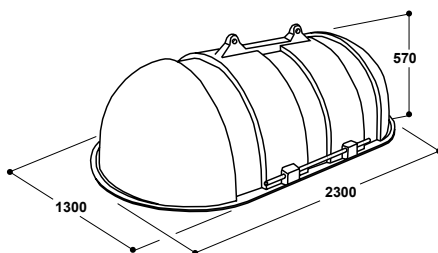
### Carcass Cover

Ref. 160.0200

- Covers dead animals
- According to hygienic rules for pig breeding, dead animals have to be covered, so that no other domestic animals, birds, or rats etc. can reach the dead body
- Made of high-performance **UV-resistant polyethylene**
- With loops at the top and two hooks in stainless steel for better transportation
- Dimensions (l x w x h): 230 x 130 x 57 cm (7,6" x 4,3" x 2")

#### RECOMMENDED FOR:

Piglets, pigs, calves



Ref.	Type	Packing Hints
160.0200	Carcass cover	1 piece

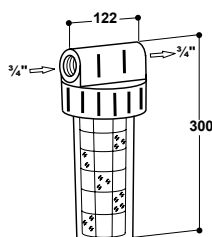
#### INSIDER TIP!

The carcass cover should be placed away from the yard in order for collection vehicles to avoid the main driveways of the farm. Ideal is a cool place with shadow at the access street with a concrete surface as ground. At the same time it should be taken care that the place, where this carcass cover is placed, can not be directly seen by joggers or pedestrians. Running liquids should be channeled underground. After collection the place should at least be cleaned with water or disinfectant.

### Water Filter 80 Micro, Model 487

Ref. 101.0487

- 3/4" female connection
- With filter easy to clean
- 80 Micro, 6 m<sup>3</sup>/h (1588 gal/h)



Ref.	Type	Packing Hints
101.0487	Water filter Mod. 487, 80 µm	1 piece/box







## HORSES

### Thermo-Trough Mod. 6600

Ref 130.6600

- Trough without valve. Volume approx. 50 l.
- **Heatable with candles**, frost-free down to -12°C (3 candles), to -20°C (6 candles).
- For outside areas without water connection and electricity. Water gets filled in by canisters.
- **Double-walled and insulated mounting base** in premium quality **polyethylene**, with 6 fixation holes for ground fixation
- Bowl made completely of stainless steel and can be pulled out for cleaning.
- A big service opening allows easy and safe access to the candles. Maintain adequate safety clearance to flammable materials in the surroundings.
- Dimensions (L x W x H): ca. 780 x 500 x 600 mm

#### RECOMMENDED FOR:

Horses

Ref.	Type	Packing Hints
130.6600	Thermo-Trough Mod. 6600	1 piece







# SUEVIA

## HORSES







## OUR BOOTH AT THE EUROTIER 2022







# SUEVIA

## OUR BOOTH AT THE EUROTIER 2022



**We invite you to visit us at international exhibitions and regional trade shows!**







# SUEVIA

1923-2023

**SUEVIA HAIGES GmbH**

Max-Eyth-Str. 1  
74366 Kirchheim am Neckar  
Germany  
Phone +49 7143 971-0  
Fax +49 7143 971-80  
info@suevia.com  
suevia.com

Your SUEVIA Dealer:

Our offers are valid for trade, craft and commerce. Our catalog offers are subject to change, i.e. your order becomes binding only after our order confirmation or, in the case of goods in stock, after our delivery. With the publication of this catalog, price quotations in previous catalogs and price lists lose their validity. Prices ex works, without transport packaging. Our general terms of delivery apply. Subject to technical and price changes. All information is subject to typesetting and printing errors.

